

# NORTH METRO TELECOMMUNICATIONS COMMISSION MEETING

March 16, 2022

6:00 p.m.

1301 81<sup>st</sup> Ave NE

Spring Lake Park, Minnesota

## AGENDA

1. Call to Order/Roll Call
2. Public Comments
3. Changes to the Agenda
4. Consent Agenda [pp. 1-26](#)
  - a. Minutes of regular meeting of December 15, 2021
  - b. Minutes of Operations Committee meeting of January 4, February 1, and March 1, 2022
  - c. Minutes of Executive Committee meeting of March 2, 2022
  - d. December 2021, January and February 2022 financial reports and bill lists
5. Executive Director Report
  - a. Quarterly Report [pp. 27-49](#)
  - b. Closed Captioning Update [pp. 50-52](#)
6. Legal Counsel Report [pp. 53-59](#)
  - a. Quarterly Report
7. Old Business
8. New Business
  - a. Executive Committee Nominations [p. 60](#)
  - b. PEG Fee Payment to Cities [pp. 61-62](#)
  - c. Insurance Liability Waiver [pp. 63-64](#)
9. Recommended Reading [pp. 65-80](#)
10. Community Calendar
  - A. Next Meeting Dates:
    - a. Operations Committee – April 5, 2022
    - b. Executive Committee – June 1, 2022
    - c. Cable Commission – June 15, 2022
11. Adjournment

# **NORTH METRO TELECOMMUNICATIONS COMMISSION**

## **UNAPPROVED MINUTES**

**Commission Meeting – December 15, 2021**

### **CALL TO ORDER**

Chair B. Nelson called the regular meeting of the North Metro Telecommunications Commission to order at 6:00 p.m.

### **ROLL CALL**

**Directors Present:** D. Love; Centerville, Dale Stoesz; Lino Lakes, Bob Nelson; Spring Lake Park, Steve McChesney; Circle Pines, Brandon Winge; Lexington, Jesse Wilken; Ham Lake

**Directors Absent:** Julie Jeppson; Blaine

**Others Present:** Tou Xiong; Legal Counsel, Heidi Arnson; Executive Director

### **PUBLIC COMMENT**

There was no public comment.

### **CHANGES TO THE AGENDA**

There were no changes to the agenda.

### **CONSENT AGENDA**

- **Minutes, Bill Lists, Financial Reports**

The September 15, 2021 NMTC meeting minutes, December 7, 2021 Operations Committee meeting minutes, December 1, 2021 Executive Committee Minutes and the September, October and November bill lists and financial reports were approved as presented. **Motion for approval made by S. McChesney. Second, B. Winge. Abstained: J. Wilken. Motion passed.**

### **REPORT OF EXECUTIVE DIRECTOR**

H. Arnson reported on the following items:

- Upgrades to city channels have been completed for four cities, with two more in progress. The new layout better features video and community messages with additional choices for weather, time and social media feeds. It is a design that provides a variety of informational sources that can be tailored to each city's needs.
- NMTV staff live streamed the annual Blaine High School Veteran's Day program.
- Two teams from the Blaine High School Business Professionals of America are currently working in the studio to complete their annual projects.
- The fall finale of Sports Den took place in November. The show features highlights from all fall sports and in-studio interviews with student athletes from Blaine, Centennial, and Spring Lake Park high schools.
- Sports Producer, Jeremy Millington, resigned his position to concentrate his efforts on free-lance sports production. Ted Leroux has been hired as his replacement. Ted is the Sports Director for Stillwater's community television operation.

#### **REPORT OF LEGAL COUNSEL**

- Commission Legal Counsel filed a letter with the U.S. Supreme Court in support of a petition seeking Supreme Court review of the Sixth Circuit decision regarding franchise fees, related to the preemption of any local government's ability to regulate noncable services provided over a cable system.

#### **OLD BUSINESS**

There was no old business.

#### **NEW BUSINESS**

- Due to several unexpected building maintenance expenses, the building maintenance line-item in the 2021 budget could be \$45,000 over. To recognize and account for the actual expenditures for building maintenance it was recommended that the budget be adjusted.

**MOTION:** To adjust the 2021 budget to reflect actual building maintenance expenses. **Motion for approval made by D. Stoesz. Second, D. Love. Motion passed unanimously.**

- The Commission considered whether to change their meeting schedule from monthly to a quarterly basis. It was noted that additional meetings could be scheduled, if necessary.

**MOTION:** To adjust the Commission meeting schedule from monthly to a quarterly basis. **Motion for approval made by D. Love. Second, S. McChesney. Motion passed unanimously.**

- Updates to the Commission By-Laws were recommended. The changes match the recently updated Joint Powers Agreement in the areas of definitions, quorum and voting rules, meeting schedule, and adjustments to the order of business.

**MOTION:** To update the Commission By-Laws as recommended. **Motion for approval made by J. Wilkin. Second, B. Winge. Motion passed unanimously.**

#### **COMMUNITY CALENDAR**

Upcoming meetings include:

1. The Operations Committee on January 4, 2022
2. The Executive Committee Meeting on March 2, 2022
3. The Cable Commission Meeting on March 16, 2022

#### **ADJOURN**

The meeting was adjourned at 6:20 p.m. **Motion for approval made by D. Stoesz. Second, S. McChesney. Motion passed unanimously.**

---

Julie Jeppson; Secretary, NMTC

**NORTH METRO TELECOMMUNICATIONS COMMISSION  
UNAPPROVED OPERATIONS COMMITTEE MEETING NOTES**

Tuesday, January 4, 2022

**CALL TO ORDER**

The meeting began at 11:11 a.m.

**MEMBERS PRESENT**

M. Wolfe, P. Antonen, S. Cotton, M. Statz, B. Petracek, D. Buchholtz, A. Lewis

**MEMBERS ABSENT**

D. Webster

**OTHERS PRESENT**

H. Arnson

**APPROVAL OF MEETING NOTES**

The meeting notes of December 7, 2021 were approved by consensus.

**EXECUTIVE DIRECTOR REPORT**

- There was no report of the Executive Director.

**OLD BUSINESS**

- A discussion took place regarding City appointees to the Cable Commission for 2022.

**NEW BUSINESS**

- The Committee considered H. Arnson's job performance in 2021. D. Buchholtz and M. Wolfe will conduct the performance review after compiling the discussion points.

**ADJOURNMENT**

The meeting was adjourned at 12:09 p.m.

**NORTH METRO TELECOMMUNICATIONS COMMISSION  
UNAPPROVED OPERATIONS COMMITTEE MEETING NOTES**

Tuesday, February 1, 2022

**CALL TO ORDER**

The meeting began at 11:04 a.m.

**MEMBERS PRESENT**

M. Wolfe, P. Antonen, S. Cotton, B. Petracek, D. Buchholtz, D. Webster

**MEMBERS ABSENT**

M. Statz

**OTHERS PRESENT**

H. Arnson

**APPROVAL OF MEETING NOTES**

The meeting notes of January 4, 2022 were approved by consensus.

**EXECUTIVE DIRECTOR REPORT**

- The process and options for introducing closed captioning were discussed. Since the original recommendation, made during the 2021 budgeting process, a new and less expensive option has become available. Demos of both systems will take place in early February. A recommendation for moving forward will be made at the March meetings.
- Fourth quarter franchise and PEG fee reports were reviewed. It was noted that the Cable Commission historically has approved the distribution of fees to Cities before the actual disbursement. With the new quarterly meeting schedule that would not take place. When asked, Legal Counsel reported that with a previously approved amount and established process for determining specific amounts to each City, Distribution of 2021 fees to the cities could take place before approval by the Cable Commission. He recommended receiving approval for that process from the Operations Committee and the Chair of the Commission. The Committee recommended moving forward with the payments.

**OLD BUSINESS**

- M. Wolfe and D. Buchholtz will be conducting H. Arnson's annual performance review soon.

**NEW BUSINESS**

- There was no new business.

**ADJOURNMENT**

The meeting was adjourned at 11:16 p.m.

**NORTH METRO TELECOMMUNICATIONS COMMISSION  
UNAPPROVED OPERATIONS COMMITTEE MEETING NOTES**

Tuesday, March 1, 2022

**CALL TO ORDER**

The meeting began at 11:08 a.m.

**MEMBERS PRESENT**

M. Wolfe, P. Antonen, S. Cotton, D. Buchholtz, D. Webster, M. Statz

**MEMBERS ABSENT**

B. Petracek

**OTHERS PRESENT**

H. Arnson

**APPROVAL OF MEETING NOTES**

The meeting notes of February 1, 2022 were approved by consensus.

**EXECUTIVE DIRECTOR REPORT**

- An update was given regarding closed captioning options for NMTV. Staff was able to test the ENCO system with positive results. Before testing the Tightrope system, it was necessary to perform a software update of the master control Cablecast system. Once the software update was completed, staff attempted to test the Tightrope service, but networking issues interfered. Staff was able to work those problems out and the Tightrope system test went very well. Networking issues continue to result in problems, but will be solved. Discussion is taking place regarding employing some combination of the ENCO and Tightrope systems. Cost estimates are pending.
- Updates were given regarding franchise renewal, the Supreme Court declining to review the 6<sup>th</sup> Circuit Court's decision regarding the FCC 621 Order, and best shots for reversing the outcome of the FCC 621 Order.

**OLD BUSINESS**

- M. Wolfe reported on the Executive Director's review.

**NEW BUSINESS**

- There was no new business.

**ADJOURNMENT**

The meeting was adjourned at 11:40 p.m.

## **EXECUTIVE COMMITTEE MINUTES**

Meeting of March 2, 2022

Executive Cmte. Present: Julie Jeppson; Blaine, Brandon Winge; Lexington, Barbara Goodboe-Bishoff; Spring Lake Park

Absent: Dale Stoesz; Lino Lakes

Others Present: Heidi Arnson; Executive Director

### **CALL TO ORDER**

The Vice Chair called the meeting to order at 6:00 p.m.

### **APPROVAL OF MINUTES**

**A motion to approve the December 1, 2021 Executive Committee meeting minutes was made by B. Winge. Second, J. Jeppson. Motion passed unanimously.**

### **EXECUTIVE DIRECTOR / OPERATIONS COMMITTEE REPORT**

- Recommendations were made for members of the 2022 Executive Committee. At the meeting, Dale Stoesz, Brandon Winge, Julie Jeppson and Barbara Goodboe-Bishoff indicated a willingness to serve. If no other candidates express interest in the Committee, at the full Commission meeting, it is recommended that Dale Stoesz serve as Chair, Barbara Goodboe-Bishoff serve as Vice Chair, Brandon Winge serve as Treasurer, and Julie Jeppson serve as Secretary.

**MOTION:** To approve Dale Stoesz as the Chair, Barbara Goodboe-Bishoff as the Vice Chair, Brandon Winge as the Treasurer, and Julie Jeppson as the Secretary of the 2022 Cable Commission. **Motion made by J. Jeppson. Second, B. Goodboe-Bishoff. Motion passed unanimously.**

- Every year, as an administrative matter, the Commission has to decide whether or not to waive the statutory tort liability limits for insurance purposes. This decision determines the amount an individual would be able to recover on any claim to which the statutory tort limits apply. In the past, the Commission has opted to NOT WAIVE the monetary limits on municipal tort liability. The Executive Committee recommends that the Commission NOT Waive the monetary limits.

**MOTION:** To NOT WAIVE the monetary limits on municipal tort liability. **Motion made by J. Jeppson Second, B. Goobdoe-Bishoff. Motion passed unanimously.**

- Distribution of 2021 fees payable to the cities in 2022, was approved as presented.

**MOTION:** To approve the disbursement of 2021 fees, retained by the Member Cities, as presented in the disbursement materials. **Motion made by J. Jeppson. Second, B. Winge. Motion passed unanimously.**



- An update was given regarding closed captioning options for NMTV. After reviewing the process to date, H. Arnson reported that staff was able to test the ENCO system with positive results. Before testing the Tightrope system a software update was required in Master Control. Once the software update was completed, staff attempted to test the Tightrope service, but encountered problems. It was determined that there may be some routing or conversion issues for the streaming channels. Staff was able to work some problems out and test the Tightrope service. It was also quite successful. Routing issues are still causing some issues, but those issues will be resolved. Discussion is taking place regarding employing some combination of the ENCO and Tightrope services. Doing so would allow NMTV to begin captioning all live feeds, and pre-recorded programs, right away.
- Updates were given regarding franchise renewal, the Supreme Court decision to decline to review the 6<sup>th</sup> Circuit Court's decision regarding the FCC 621 Order, and best opportunities for reversing the outcome of the FCC 621 Order.

#### **OLD BUSINESS**

- There was no old business.

#### **NEW BUSINESS**

- There was no new business.

#### **ADJOURN**

**Motion to adjourn made by J. Jeppson. Second, B. Winge. Motion passed unanimously. The meeting was adjourned at 6:31 p.m.**

**NORTH METRO TELECOMMUNICATION  
BILL LIST**

**FEBRUARY 2022**

<b>Date</b>	<b>Check #</b>	<b>Payee</b>	<b>Amount</b>	
FEBRUARY	COMBINED	PAYROLL	46,293.61	WAGES
FEBRUARY	COMBINED	IRS/US PAYABLE	14,533.02	WAGES
FEBRUARY	COMBINED	MN REVENUE PAYABLE	2,446.29	WAGES
FEBRUARY	COMBINED	PERA PAYABLE	7,807.72	WAGES
FEBRUARY	COMBINED	PEACHTREE	48.00	MONTHLY SERVICE
FEBRUARY	COMBINED	DISCOVERY BENEFITS	2,327.88	HEALTH SAVINGS EMPLOYEE
13960	2/1/22	Richard D. Larson	237.00	JANITORIAL/MAINTENANCE
13961	2/1/22	City of Blaine	124,184.32	2021 PEG FEE DISBURSEMENTS
13962	2/1/22	City of Centerville	7,862.58	2021 PEG FEE DISBURSEMENTS
13963	2/1/22	City of Circle Pines	9,513.25	2021 PEG FEE DISBURSEMENTS
13964	2/1/22	City of Ham Lake	31,072.41	2021 PEG FEE DISBURSEMENTS
13965	2/1/22	City of Lexington	3,755.14	2021 PEG FEE DISBURSEMENTS
13966	2/1/22	City of Lino Lakes	36,133.49	2021 PEG FEE DISBURSEMENTS
13967	2/1/22	City of Spring Lake Park	12,478.81	2021 PEG FEE DISBURSEMENTS
13968	2/3/22	Centennial Boys Swim & Dive	267.81	REFUND
13969	2/7/22	Coastal Wintergreen LLC	1,950.00	MONTHLY SERVICE
13970	2/17/22	Sanam S. Hussain	500.00	STIPEND
13971	2/17/22	Bradley Law, LLC	206.25	LEGAL-GENERAL
13972	2/23/22	DVS RENEWAL	57.25	LICENSE
EFILE	2/1/22	Authorize.Net	35.19	MONTHLY SERVICE
EFILE	2/1/22	Virtual Merchant Credit Card	59.99	MONTHLY SERVICE
EFILE	2/15/22	Chase Visa Card Services	5,702.69	MACTA/OS/STUDIO/SFTWR/STMP/COMP
EPAY-01	2/1/22	Principal Financial Group	617.59	STD/LTD/LIFE/ADD
EPAY-02	2/2/22	POPP TELECOM	213.15	MONTHLY SERVICE
EPAY-03	2/3/22	Comcast	541.27	MONTHLY SERVICE
EPAY-04	2/3/22	T-Mobile	102.16	MONTHLY SERVICE
EPAY-05	2/25/22	Speedway	117.59	MONTHLY SERVICE
EPAY-06	2/25/22	Circle K Station Stores	166.00	MONTHLY SERVICE
EPAY-07	2/12/22	AT&T Wireless	310.97	MONTHLY SERVICE
EPAY-08	2/14/22	Republic Services	337.14	STD/LTD/LIFE/ADD
EPAY-09	2/15/22	CenterPoint Energy	730.00	MONTHLY SERVICE
EPAY-10	2/15/22	Comcast Business 1000M/1000M	1,237.44	MONTHLY SERVICE
EPAY-11	2/16/22	U.S. Bank Card Service	149.42	ZOOM/SPMTG/OS/SHIP/ADV/MRKT/SALT
EPAY-12	2/22/22	HealthPartners	11,324.62	HEALTH/DENTAL
EPAY-13	2/26/22	City of Blaine-utilities	77.34	MONTHLY SERVICE
EPAY-14	2/26/22	Connexus Energy	1,621.53	MONTHLY SERVICE
JANUARY SALES TAX	2/15/22	MN Dept. of Revenue	58.00	SALES TAX
			<u><u>325,076.92</u></u>	

# North Metro Telecommunications Commission

Balance Sheet  
February 28, 2022

## ASSETS

### Current Assets

Cash - Checking Account	\$ 2,665,553.77	
Petty Cash	150.00	
A/R - NMTC	186,065.07	
Prepaid Insurance - NMTC	11,527.00	
Total Current Assets		2,863,295.84

### Property and Equipment

Office Equipment - NMTC	1,467,850.06	
Accum Deprec - NMTC	(3,210,058.47)	
Bond Equipment 2016	1,985,000.00	
Building-Polk/125	1,572,799.17	
Land-Polk/125	225,700.00	
Total Property and Equipment		2,041,290.76

### Other Assets

Deferred Out Related/Pension	41,394.00	
Total Other Assets		41,394.00
Total Assets	\$	<u>4,945,980.60</u>

## LIABILITIES AND CAPITAL

### Current Liabilities

A/P - NMTC	\$ 7,713.67	
Accrued Payroll Taxes & W/H's	449.54	
PERA - CORRECTIONS	310.09	
Garnished Wages	86.40	
Garnished Wages	(86.40)	
PERA PAYABLE - PRIOR	(3,371.42)	
Accrued Vacation	107,879.01	
Accrued Wages	16,147.20	
Franchise Fee App	895,288.37	
Due to City of Blaine	447,038.00	
Due to City of Centerville	27,722.00	
Due to City of Circle Pines	39,756.50	
Due to City of Ham Lake	115,868.00	
Due to City of Lexington	14,767.00	
Due to City of Lino Lakes	136,950.00	
Due to City of Spring Lake Par	47,808.00	
Deferred In Related/Pension	36,251.00	
Total Current Liabilities		1,890,576.96

### Long-Term Liabilities

Net Pension Liability	569,568.00	
Total Long-Term Liabilities		569,568.00
Total Liabilities		2,460,144.96

### Capital

Net Equity	211,514.17	
Net Equity - Media Ctr	(206,243.34)	
Net Equity - NMTC	2,517,656.37	
Net Income	(37,091.56)	
Total Capital		2,485,835.64
Total Liabilities & Capital	\$	<u>4,945,980.60</u>

# North Metro Telecommunications Comm

## Cash Receipts Journal

For the Period From Feb 1, 2022 to Feb 28, 2022

Date	Transaction Ref	Line Description	Debit Amnt	Credit Amnt
2/9/22	TAPE DUBS-CASH	TAPE DUBS-CASH Miscellaneous receipts	33.20	33.20
2/9/22	REFUND	REFUND Miscellaneous receipts	30.00	30.00
2/24/22	PRODUCTION TRUCK	PRODUCTION TRUCK Miscellaneous receipts	350.00	350.00
2/24/22	LIVE LECTURE	LIVE LECTURE Miscellaneous receipts	75.00	75.00
2/26/22	FEB CC SALES-SQUARE	FEBRUARY CC SALES-SQUARE FEBRUARY CC SALES-SQUARE-FEES Credit Card Sales	51.44 1,962.51	2,013.95
2/27/22	INTEREST	INTEREST INTEREST - COMMISSION	21.86	21.86
			<u>2,524.01</u>	<u>2,524.01</u>

# North Metro Telecommunications Comm

## Check Register

For the Period From Feb 1, 2022 to Feb 28, 2022

Filter Criteria includes: 1) Accounts Payable only. Report order is by Date.

Check #	Date	Payee	Amount
EFILE	2/1/22	Authorize.Net	35.19
EFILE	2/1/22	Virtual Merchant Credit Card	59.99
13960	2/1/22	Richard D. Larson	237.00
EPAY-01	2/1/22	Principal Financial Group	617.59
13961	2/1/22	City of Blaine	124,184.32
13962	2/1/22	City of Centerville	7,862.58
13963	2/1/22	City of Circle Pines	9,513.25
13964	2/1/22	City of Ham Lake	31,072.41
13965	2/1/22	City of Lexington	3,755.14
13966	2/1/22	City of Lino Lakes	36,133.49
13967	2/1/22	City of Spring Lake Park	12,478.81
EFILE	2/1/22	Discovery Benefits	575.00
EPAY-02	2/2/22	POPP TELECOM	213.15
EPAY-04	2/3/22	T-Mobile	102.16
EPAY-03	2/3/22	Comcast	541.27
13968	2/3/22	Centennial Boys Swim & Dive	267.81
13969	2/7/22	Coastal Wintergreen LLC	1,950.00
EFILE	2/9/22	Discovery Benefits	577.69
EFILE	2/11/22	MN Dept. of Revenue	1,129.97
EFILE	2/11/22	Public Employees Retirement	3,767.67
EFILE	2/11/22	IRS/US BANK	6,332.00
PEACH	2/11/22	Peachtree/Sage Software	24.00
EPAY-07	2/12/22	AT&T Wireless	310.97
EPAY-08	2/14/22	Republic Services	337.14
EFILE	2/14/22	Chase Visa Card Services	5,487.59
EPAY-09	2/15/22	CenterPoint Energy	730.00
JANUARY SALES TAX	2/15/22	MN Dept. of Revenue	58.00
EFILE	2/15/22	Chase Visa Card Services	5,702.69
EPAY-10	2/15/22	Comcast Business 1000M/1000M	1,237.44

# North Metro Telecommunications Comm

## Check Register

For the Period From Feb 1, 2022 to Feb 28, 2022

Filter Criteria Includes: 1) Accounts Payable only. Report order is by Date.

Check #	Date	Payee	Amount
EFILE	2/15/22	Discovery Benefits	575.00
EPAY-11	2/16/22	U.S. Bank Card Service	149.42
13970	2/17/22	Sanam S. Hussain	500.00
13971	2/17/22	Bradley Law, LLC	206.25
EPAY-12	2/22/22	HealthPartners	11,324.62
EFILE	2/23/22	Discovery Benefits	577.69
13972	2/23/22	DVS RENEWAL	57.25
EFILE	2/25/22	MN Dept. of Revenue	1,166.07
EFILE	2/25/22	Public Employees Retirement	3,767.67
EFILE	2/25/22	IRS/US BANK	6,516.58
PEACH	2/25/22	Peachtree/Sage Software	24.00
EFILE	2/25/22	Discovery Benefits	22.50
EPAY-05	2/25/22	Speedway	117.59
EPAY-06	2/25/22	Circle K Station Stores	166.00
EPAY-13	2/26/22	City of Blaine-utilities	77.34
EPAY-14	2/26/22	Connexus Energy	1,621.53
EFILE	2/28/22	Public Employees Retirement	259.26
EFILE	2/28/22	MN Dept. of Revenue	150.25
EFILE	2/28/22	IRS/US BANK	1,670.10
EFILE	2/28/22	IRS/US BANK	14.34
EFILE	2/28/22	Public Employees Retirement	13.12
<b>Total</b>			<b><u>284,270.90</u></b>

# North Metro Telecommunications Comm

## General Journal

For the Period From Feb 1, 2022 to Feb 28, 2022

Date	Reference	Trans Description	Debit Amt	Credit Amt
2/1/22	ACCRUED VAC/COM/SICK	ACCRUED VAC/COM/SICK ACCRUED VAC/COM/SICK	107,701.43	107,701.43
2/1/22	ACCRUED WAGES	ACCRUED WAGES ACCRUED WAGES	16,531.20	16,531.20
2/28/22	ACCRUED DEPRECIATION	ACCRUED DEPRECIATION ACCRUED DEPRECIATION	12,900.00	12,900.00
2/28/22	ACCRUED VAC/COM/SICK	ACCRUED VAC/COMP/SICK ACCRUED VAC/COMP/SICK	107,879.01	107,879.01
2/28/22	ACCRUED WAGES	ACCRUED WAGES ACCRUED WAGES	16,147.20	16,147.20
	<b>Total</b>		<b>261,158.84</b>	<b>261,158.84</b>

**NORTH METRO TELECOMMUNICATION  
BILL LIST**

JANUARY 2022

<b>Date</b>	<b>Check #</b>	<b>Payee</b>	<b>Amount</b>	
JANUARY	COMBINED	PAYROLL	44,534.57	WAGES
JANUARY	COMBINED	IRS/US PAYABLE	13,956.58	WAGES
JANUARY	COMBINED	MN REVENUE PAYABLE	2,364.08	WAGES
JANUARY	COMBINED	PERA PAYABLE	7,681.89	WAGES
JANUARY	COMBINED	PEACHTREE	44.40	MONTHLY SERVICE
JANUARY	COMBINED	DISCOVERY BENEFITS	26,177.88	HEALTH SAVINGS EMPLOYEE
13944	1/5/22	Corporate Mechanical	1,061.06	BUILDING MAINTENANCE
13945	1/5/22	B Harris, Inc.	675.00	QUARTERLY CONTRACT
13946	1/5/22	Bradley Law, LLC	1,627.00	LEGAL/GENERAL
13947	1/5/22	Metro North Chamber of Comm.	465.50	2022 MEMBERSHIP
13948	1/5/22	Comcast	54.72	MONTHLY SERVICE
13949	1/5/22	Aid Electric Corporation	10,365.00	BUILDING MAINTENANCE
13950	1/6/22	Z Systems	18,922.00	ROSS SUPPORT RENEWAL
13951	1/7/22	Coastal Wintergreen LLC	5,980.00	BUILDING MAINTENANCE
13952	1/10/22	Richard D. Larson	432.50	JANITORIAL
13953	1/15/22	Metro Sales, Inc.	891.00	QUARTERLY CONTRACT
13954	1/15/22	Samantha M. Nolan	300.00	STIPEND
13955	1/18/22	Mike Peden	75.00	STIPEND
13956	1/19/22	PRINTER MALFUNCTION		
13957	1/23/22	Theodore E. Leroux	77.42	EXPENSE
13958	1/23/22	Comcast	54.72	MONTHLY SERVICE
13959	1/28/22	Adam Klocke	500.00	STIPEND
EFILE	1/1/22	Authorize.Net	30.00	MONTHLY SERVICE
EFILE	1/15/22	Chase Visa Card Services	1,344.91	SFTWR/MEDIA/BATT/OS/SECURITY
EFILE	1/1/22	Virtual Merchant Credit Card	59.99	MONTHLY SERVICE
EPAY-01	1/1/22	Principal Financial Group	483.12	STD/LTD/LIFE/ADD
EPAY-02	1/2/22	POPP TELECOM	215.27	MONTHLY SERVICE
EPAY-03	1/3/22	Comcast	539.67	MONTHLY SERVICE
EPAY-04	1/3/22	T-Mobile	102.16	MONTHLY SERVICE
EPAY-05	1/24/22	Speedway	42.59	GAS/OIL
EPAY-06	1/17/22	Circle K Station Stores	89.34	GAS/OIL
EPAY-07	1/12/22	AT&T Wireless	310.97	MONTHLY SERVICE
EPAY-08	1/14/22	Republic Services	337.80	MONTHLY SERVICE
EPAY-09	1/15/22	CenterPoint Energy	359.06	MONTHLY SERVICE
EPAY-10	1/15/22	Comcast Business 1000M/1000M	1,237.44	MONTHLY SERVICE
EPAY-11	1/16/22	U.S. Bank Card Service	885.90	AD/ZOOM/SPMTG/INTERNET
EPAY-12	1/22/22	HealthPartners	10,804.47	HEALTH/DENTAL
EPAY-13	1/26/22	City of Blaine-utilities	73.36	MONTHLY SERVICE
EPAY-14	1/26/22	Connexus Energy	1,688.17	MONTHLY SERVICE
OVERCHARGE ERROR	1/3/22	Authorize.Net	716.49	OVERCHARGE ERROR
DECEMBER SALES TAX	1/15/22	MN Dept. of Revenue	297.00	SALES TAX
			<b>155,858.03</b>	



# North Metro Telecommunications Commission

Balance Sheet  
January 31, 2022

## ASSETS

### Current Assets

Cash - Checking Account	\$	2,993,645.71	
Petty Cash		150.00	
A/R - NMTC		186,065.07	
Prepaid Insurance - NMTC		11,527.00	
Total Current Assets			3,191,387.78

### Property and Equipment

Office Equipment - NMTC	1,467,850.06	
Accum Deprec - NMTC	(3,197,158.47)	
Bond Equipment 2016	1,985,000.00	
Building-Polk/125	1,572,799.17	
Land-Polk/125	225,700.00	
Total Property and Equipment		2,054,190.76

### Other Assets

Deferred Out Related/Pension	41,394.00	
Total Other Assets		41,394.00

Total Assets	\$	5,286,972.54
--------------	----	--------------

## LIABILITIES AND CAPITAL

### Current Liabilities

A/P - NMTC	\$	7,713.67	
Accrued Payroll Taxes & W/H's		449.54	
PERA - CORRECTIONS		310.09	
Garnished Wages		86.40	
Garnished Wages		(86.40)	
PERA PAYABLE - PRIOR		(3,371.42)	
Accrued Vacation		107,701.43	
Accrued Wages		16,531.20	
Franchise Fee App		895,288.37	
Due to City of Blaine		447,038.00	
Due to City of Centerville		27,722.00	
Due to City of Circle Pines		39,756.50	
Due to City of Ham Lake		115,868.00	
Due to City of Lexington		14,767.00	
Due to City of Lino Lakes		136,950.00	
Due to City of Spring Lake Par		47,808.00	
Deferred In Related/Pension		36,251.00	
Total Current Liabilities			1,890,783.38

### Long-Term Liabilities

Net Pension Liability	569,568.00	
Total Long-Term Liabilities		569,568.00

Total Liabilities		2,460,351.38
-------------------	--	--------------

### Capital

Net Equity	211,514.17	
Net Equity - Media Ctr	(206,243.34)	
Net Equity - NMTC	2,517,656.37	
Net Income	303,693.96	
Total Capital		2,826,621.16

Total Liabilities & Capital	\$	5,286,972.54
-----------------------------	----	--------------

# North Metro Telecommunications Comm

## Cash Receipts Journal

For the Period From Jan 1, 2022 to Jan 31, 2022

Date	Transaction Ref	Line Description	Debit Amnt	Credit Amnt
1/1/22	INTEREST	INTEREST-COMMISSION CHECKING INTEREST - COMMISSION	22.49	22.49
1/19/22	TAPE DUBS-CASH	TAPE DUBS-CASH Miscellaneous receipts	12.83	12.83
1/19/22	PRODUCTION TRUCK	PRODUCTION TRUCK Miscellaneous receipts	300.00	300.00
1/26/22	JAN CC SALES-SQUARE	JANUARY CC SALES-SQUARE JANUARY CC SALES-SQUARE-FEES Credit Card Sales	0.56 17.65	18.21
1/27/22	JAN CC SALES-SQUARE	JANUARY CC SALES-SQUARE JANUARY CC SALES-SQUARE-FEES Credit Card Sales	21.88 805.15	827.03
1/28/22	JAN CC SALES-AUTH	JAN CC SALES-AUTH JAN CC SALES-AUTH-FEES Credit Card Sales	0.44 14.56	15.00
1/29/22	4TH QTR FRAN FEES	4TH QTR FRANCHISE FEES Comcast-Franchise	306,114.19	306,114.19
1/29/22	4TH QTR PEG FEES	4TH QTR PEG FEES Comcast-PEG Fees	174,710.09	174,710.09
			<u>482,019.84</u>	<u>482,019.84</u>

# North Metro Telecommunications Comm

## Check Register

For the Period From Jan 1, 2022 to Jan 31, 2022

Filter Criteria Includes: 1) Accounts Payable only. Report order is by Date.

Check #	Date	Payee	Amount
EFILE	1/1/22	Authorize.Net	30.00
EFILE	1/1/22	Virtual Merchant Credit Card	59.99
EPAY-01	1/1/22	Principal Financial Group	483.12
EPAY-02	1/2/22	POPP TELECOM	215.27
EPAY-04	1/3/22	T-Mobile	102.16
EPAY-03	1/3/22	Comcast	539.67
OVERCHARGE ERROR	1/3/22	Authorize.Net	716.49
EFILE	1/4/22	Discovery Benefits	22,500.00
13945	1/5/22	B Harris, Inc.	675.00
13944	1/5/22	Corporate Mechanical	1,061.06
13946	1/5/22	Bradley Law, LLC	1,627.00
13947	1/5/22	Metro North Chamber of Comm.	465.50
13948	1/5/22	Comcast	54.72
13949	1/5/22	Aid Electric Corporation	10,365.00
EFILE	1/5/22	Discovery Benefits	2,500.00
13950	1/6/22	Z Systems	18,922.00
13951	1/7/22	Coastal Wintergreen LLC	5,980.00
13952	1/10/22	Richard D. Larson	432.50
EPAY-07	1/12/22	AT&T Wireless	310.97
EFILE	1/12/22	Discovery Benefits	577.69
EFILE	1/14/22	MN Dept. of Revenue	1,114.67
EFILE	1/14/22	Public Employees Retirement	3,652.42
EFILE	1/14/22	IRS/US BANK	6,198.58
PEACH	1/14/22	Peachtree/Sage Software	22.20
EPAY-08	1/14/22	Republic Services	337.80
EPAY-09	1/15/22	CenterPoint Energy	359.06
DECEMBER SALES TAX	1/15/22	MN Dept. of Revenue	297.00
EFILE	1/15/22	Chase Visa Card Services	1,344.91
EPAY-10	1/15/22	Comcast Business 1000M/1000M	1,237.44

# North Metro Telecommunications Comm

## Check Register

For the Period From Jan 1, 2022 to Jan 31, 2022

Filter Criteria includes: 1) Accounts Payable only. Report order is by Date.

Check #	Date	Payee	Amount
13953	1/15/22	Metro Sales, Inc.	891.00
13954	1/15/22	Samantha M. Nolan	300.00
EPAY-11	1/16/22	U.S. Bank Card Service	885.90
EPAY-06	1/17/22	Circle K Station Stores	89.34
13955	1/18/22	Mike Peden	75.00
13956	1/19/22	PRINTER MALFUNCTION	
EPAY-12	1/22/22	HealthPartners	10,804.47
13957	1/23/22	Theodore E. Leroux	77.42
13958	1/23/22	Comcast	54.72
EPAY-05	1/24/22	Speedway	42.59
EFILE	1/25/22	Discovery Benefits	22.50
EPAY-13	1/26/22	City of Blaine-utilities	73.36
EPAY-14	1/26/22	Connexus Energy	1,688.17
EFILE	1/26/22	Discovery Benefits	577.69
EFILE	1/28/22	MN Dept. of Revenue	1,136.47
EFILE	1/28/22	Public Employees Retirement	3,767.67
EFILE	1/28/22	IRS/US BANK	6,306.65
PEACH	1/28/22	Peachtree/Sage Software	22.20
13959	1/28/22	Adam Klocke	500.00
EFILE	1/31/22	Public Employees Retirement	261.80
EFILE	1/31/22	MN Dept. of Revenue	112.94
EFILE	1/31/22	IRS/US BANK	1,451.35
<b>Total</b>			<b><u>111,323.46</u></b>

# North Metro Telecommunications Comm

## General Journal

For the Period From Jan 1, 2022 to Jan 31, 2022

Date	Reference	Trans Description	Debit Amt	Credit Amt
1/1/22	ACCRUED VAC/COM/SICK	ACCRUED VAC/COMP/SICK ACCRUED VAC/COMP/SICK	102,074.06	102,074.06
1/1/22	ACCRUED WAGES	ACCRUED WAGES ACCRUED WAGES	12,615.60	12,615.60
1/31/22	ACCRUED DEPRECIATION	ACCRUED DEPRECIATION ACCRUED DEPRECIATION	12,900.00	12,900.00
1/31/22	ACCRUED VAC/COM/SICK	ACCRUED VAC/COM/SICK ACCRUED VAC/COM/SICK	107,701.43	107,701.43
1/31/22	ACCRUED WAGES	ACCRUED WAGES ACCRUED WAGES	16,531.20	16,531.20
<b>Total</b>			<b>251,822.29</b>	<b>251,822.29</b>

**NORTH METRO TELECOMMUNICATION  
BILL LIST**

**DECEMBER 2021**

<b>Date</b>	<b>Check #</b>	<b>Payee</b>	<b>Amount</b>	
DECEMBER	COMBINED	PAYROLL	55,192.18	<b>WAGES</b>
DECEMBER	COMBINED	IRS/US PAYABLE	18,267.84	<b>WAGES</b>
DECEMBER	COMBINED	MN REVENUE PAYABLE	3,124.84	<b>WAGES</b>
DECEMBER	COMBINED	PERA PAYABLE	10,481.45	<b>WAGES</b>
DECEMBER	COMBINED	PEACHTREE	85.10	<b>MONTHLY SERVICE</b>
DECEMBER	COMBINED	DISCOVERY BENEFITS	1,565.57	<b>HEALTH SAVINGS EMPLOYEE</b>
13935	12/1/21	Richard D. Larson	359.75	<b>JANITORIAL/MAINTENANCE</b>
13936	12/1/21	Haivision Network Video	3,600.00	<b>ANNUAL CONTRACT</b>
13937	12/6/21	Arman Sarda	75.00	<b>STIPEND</b>
13938	12/7/21	Coastal Wintergreen LLC	645.00	<b>MONTHLY SERVICE</b>
13939	12/8/21	Recycle Technologies	29.38	<b>MONTHLY SERVICE</b>
13940	12/16/21	Heidi Arnson	114.56	<b>MILEAGE</b>
13941	12/17/21	Rusty S. Ray	45.26	<b>MILEAGE</b>
13942	12/18/21	Michael S. Johnson	46.48	<b>MILEAGE</b>
13943	12/22/21	Michele J. Silvester	128.95	<b>MILEAGE</b>
EFILE	12/1/21	Authorize.Net	43.89	<b>MONTHLY SERVICE</b>
EFILE	12/15/21	Chase Visa Card Services	4,422.98	<b>OS/MEDIA/STUDIO/SFTWR</b>
EFILE	12/1/21	Virtual Merchant Credit Card	10.00	<b>MONTHLY SERVICE</b>
EPAY-01	12/1/21	Principal Financial Group	483.12	<b>STD/LTD/LIFE/ADD</b>
EPAY-02	12/2/21	POPP TELECOM	215.27	<b>MONTHLY SERVICE</b>
EPAY-03	12/3/21	Comcast	539.67	<b>MONTHLY SERVICE</b>
EPAY-04	12/3/21	T-Mobile	102.16	<b>MONTHLY SERVICE</b>
EPAY-05	12/4/21	Speedway	61.70	<b>GAS/OIL</b>
EPAY-06	12/28/21	Circle K Station Stores	144.26	<b>GAS/OIL</b>
EPAY-07	12/12/21	AT&T Wireless	192.13	<b>MONTHLY SERVICE</b>
EPAY-08	12/14/21	Republic Services	260.93	<b>MONTHLY SERVICE</b>
EPAY-09	12/15/21	CenterPoint Energy	204.29	<b>MONTHLY SERVICE</b>
EPAY-10	12/15/21	Comcast Business 1000M/1000M	1,237.44	<b>MONTHLY SERVICE</b>
EPAY-11	12/16/21	U.S. Bank Card Service	395.15	<b>ZOOM/AD/BATRY/OS/SFTWR</b>
EPAY-12	12/22/21	HealthPartners	11,844.77	<b>HEALTH/DENTAL</b>
EPAY-13	12/26/21	City of Blaine-utilities	73.64	<b>MONTHLY SERVICE</b>
EPAY-14	12/26/21	Connexus Energy	1,758.69	<b>MONTHLY SERVICE</b>
NOVEMBER SALES TAX	12/15/21	MN Dept. of Revenue	101.00	<b>SALES TAX</b>

**115,852.45**

# North Metro Telecommunications Commission

Balance Sheet  
December 31, 2021

## ASSETS

### Current Assets

Cash - Checking Account	\$	2,667,486.43	
Petty Cash		150.00	
A/R - NMTC		186,065.07	
Prepaid Insurance - NMTC		11,527.00	
Total Current Assets			2,865,228.50

### Property and Equipment

Office Equipment - NMTC	1,467,850.06	
Accum Deprec - NMTC	(3,184,258.47)	
Bond Equipment 2016	1,985,000.00	
Building-Polk/125	1,572,799.17	
Land-Polk/125	225,700.00	
Total Property and Equipment		2,067,090.76

### Other Assets

Deferred Out Related/Pension	<u>41,394.00</u>	
Total Other Assets		41,394.00

Total Assets	\$	4,973,713.26
--------------	----	--------------

## LIABILITIES AND CAPITAL

### Current Liabilities

A/P - NMTC	\$	7,713.67	
Accrued Payroll Taxes & W/H's		449.54	
State Withholding		(2.00)	
PERA - CORRECTIONS		310.09	
Garnished Wages		86.40	
Garnished Wages		(86.40)	
PERA PAYABLE - PRIOR		(3,371.42)	
Accrued Vacation		102,074.06	
Accrued Wages		12,615.60	
Franchise Fee App		895,288.37	
Due to City of Blaine		447,038.00	
Due to City of Centerville		27,722.00	
Due to City of Circle Pines		39,756.50	
Due to City of Ham Lake		115,868.00	
Due to City of Lexington		14,767.00	
Due to City of Lino Lakes		136,950.00	
Due to City of Spring Lake Par		47,808.00	
Deferred In Related/Pension		36,251.00	
Total Current Liabilities			1,881,238.41

### Long-Term Liabilities

Net Pension Liability	569,568.00	
Total Long-Term Liabilities		569,568.00

Total Liabilities			2,450,806.41
-------------------	--	--	--------------

### Capital

Net Equity	368,870.87	
Net Equity - Media Ctr	(206,243.34)	
Net Equity - NMTC	2,517,656.37	
Net Income	<u>(157,377.05)</u>	
Total Capital		2,522,906.85

Total Liabilities & Capital	\$	4,973,713.26
-----------------------------	----	--------------

# North Metro Telecommunications Comm

## Cash Receipts Journal

For the Period From Dec 1, 2021 to Dec 31, 2021

Date	Transaction Ref	Line Description	Debit Amnt	Credit Amnt
12/7/21	TAPE DUBS-CASH	TAPE DUBS-CASH Miscellaneous receipts	113.55	113.55
12/7/21	TAPE DUBS-CHECK	TAPE DUBS-CHECK Miscellaneous receipts	267.81	267.81
12/7/21	TRUCK PRODUCTION	TRUCK PRODUCTION Miscellaneous receipts	1,000.00	1,000.00
12/15/21	COMP REIMBURSE	SPRING LAKE PARK REIMBURSEMENT Miscellaneous receipts	85.00	85.00
12/15/21	TRUCK PRODUCTION	TRUCK PRODUCTION Miscellaneous receipts	150.00	150.00
12/27/21	REFUND	PROPERTY CASUALTY REFUND League of MN Cities	3,756.00	3,756.00
12/27/21	TRUCK PRODUCTION	TRUCK PRODUCTION Miscellaneous receipts	1,685.63	1,685.63
12/27/21	EQUIPMENT RENTAL	EQUIPMENT RENTAL Miscellaneous receipts	400.00	400.00
12/28/21	DEC CC SALES-AUTH	DECEMBER CC SALES-AUTH DECEMBER CC SALES-AUTH-FEES Miscellaneous receipts	0.58 19.42	20.00
12/29/21	DEC CC SALES-SQUARE	DECEMBER CC SALES-SQUARE DECEMBER CC SALES-SQUARE-FEES Miscellaneous receipts	91.61 3,472.54	3,564.15
12/31/21	INTEREST	INTEREST COMMISSION CHECKING INTEREST - COMMISSION	23.24	23.24
			<u>11,065.38</u>	<u>11,065.38</u>



# North Metro Telecommunications Comm

## Check Register

For the Period From Dec 1, 2021 to Dec 31, 2021

Filter Criteria includes: 1) Accounts Payable only. Report order is by Date.

Check #	Date	Payee	Amount
EFILE	12/1/21	Authorize.Net	43.89
EFILE	12/1/21	Virtual Merchant Credit Card	10.00
13935	12/1/21	Richard D. Larson	359.75
EPAY-01	12/1/21	Principal Financial Group	483.12
EFILE	12/1/21	Discovery Benefits	577.69
13936	12/1/21	Haivision Network Video	3,600.00
EPAY-02	12/2/21	POPP TELECOM	215.27
EFILE	12/3/21	MN Dept. of Revenue	1,092.31
EFILE	12/3/21	Public Employees Retirement	3,622.87
EFILE	12/3/21	IRS/US BANK	6,169.95
EPAY-04	12/3/21	T-Mobile	102.16
EPAY-03	12/3/21	Comcast	539.67
PEACH	12/3/21	Peachtree/Sage Software	22.20
EPAY-05	12/4/21	Speedway	61.70
13937	12/6/21	Arman Sarda	75.00
13938	12/7/21	Coastal Wintergreen LLC	645.00
13939	12/8/21	Recycle Technologies	29.38
EPAY-07	12/12/21	AT&T Wireless	192.13
EPAY-08	12/14/21	Republic Services	260.93
EPAY-09	12/15/21	CenterPoint Energy	204.29
NOVEMBER SALES TAX	12/15/21	MN Dept. of Revenue	101.00
EFILE	12/15/21	Chase Visa Card Services	4,422.98
EPAY-10	12/15/21	Comcast Business 1000M/1000M	1,237.44
EFILE	12/15/21	Discovery Benefits	577.69
EPAY-11	12/16/21	U.S. Bank Card Service	395.15
13940	12/16/21	Heidi Arnson	114.56
EFILE	12/17/21	MN Dept. of Revenue	989.22
EFILE	12/17/21	Public Employees Retirement	3,347.01
EFILE	12/17/21	IRS/US BANK	5,647.83

# North Metro Telecommunications Comm

## Check Register

For the Period From Dec 1, 2021 to Dec 31, 2021

Filter Criteria includes: 1) Accounts Payable only. Report order is by Date.

Check #	Date	Payee	Amount
PEACH	12/17/21	Peachtree/Sage Software	20.35
13941	12/17/21	Rusty S. Ray	45.26
13942	12/18/21	Michael S. Johnson	46.48
EPAY-12	12/22/21	HealthPartners	11,844.77
13943	12/22/21	Michele J. Silvester	128.95
EFILE	12/23/21	Discovery Benefits	22.50
EPAY-13	12/26/21	City of Blaine-utilities	73.64
EPAY-14	12/26/21	Connexus Energy	1,758.69
EPAY-06	12/28/21	Circle K Station Stores	144.26
EFILE	12/29/21	Discovery Benefits	387.69
PEACH	12/30/21	Peachtree/Sage Software	20.35
EFILE	12/31/21	MN Dept. of Revenue	1,028.76
EFILE	12/31/21	Public Employees Retirement	3,442.54
EFILE	12/31/21	IRS/US BANK	5,850.93
EFILE	12/31/21	Public Employees Retirement	69.03
EFILE	12/31/21	MN Dept. of Revenue	14.55
EFILE	12/31/21	IRS/US BANK	599.13
PEACH	12/31/21	Peachtree/Sage Software	22.20
<b>Total</b>			<b><u>60,660.27</u></b>

# North Metro Telecommunications Comm

## General Journal

For the Period From Dec 1, 2021 to Dec 31, 2021

Date	Reference	Trans Description	Debit Amt	Credit Amt
12/1/21	ACCRUED VAC/COM/SICK	ACCRUED VAC/COMP/SICK ACCRUED VAC/COMP/SICK	105,675.62	105,675.62
12/1/21	ACCRUED WAGES	ACCRUED WAGES ACCRUED WAGES	5,440.64	5,440.64
12/31/21	ACCRUED DEPRECIATION	ACCRUED DEPRECIATION ACCRUED DEPRECIATION	12,900.00	12,900.00
12/31/21	ACCRUED VAC/COM/SICK	ACCRUED VAC/COMP/SICK ACCRUED VAC/COMP/SICK	102,074.06	102,074.06
12/31/21	ACCRUED WAGES	ACCRUED WAGES ACCRUED WAGES	12,615.60	12,615.60
<b>Total</b>			<b>238,705.92</b>	<b>238,705.92</b>

# North Metro TV

February 2022 Update

## Program Production

In February, a total of 69 **new programs** were produced utilizing the North Metro facilities, funds, and services. This constitutes **66:45:00 hours of new programming**.

- 18 programs were produced by the public
- 44 programs were produced by NMTV staff
- 7 programs were produced by City staff

## Van Shoots




The HD production truck was utilized for 58:45:00 hours of production in February. The following events were produced live and recorded for additional playback:

- Girls Basketball: Spring Lake Park vs. Centennial
- Boys Basketball: Centennial vs. Blaine
- Boys Hockey: Centennial vs. Blaine
- Girls Hockey: 7AA QF: Forest Lake vs. Blaine
- Girls Basketball: Totino Grace vs. Spring Lake Park
- Boys Basketball: Totino Grace vs. Spring Lake Park
- Girls Hockey: 5AA SF: Rogers vs. Centennial
- Boys Hockey: 7AA QF: Coon Rapids vs. Blaine
- Boys Hockey: 5AA QF: Totino Grace vs. Centennial
- Boys Hockey: 5AA SF: Centennial vs. Maple Grove

## vMix Live Streaming Shoots

The vMix single camera production system was utilized to record/transmit three sporting event. The vMix system requires significantly fewer staff members than the production truck. vMix crews are spread out over multiple locations and connected via the internet.

- Boys Basketball: Centennial vs. Spring Lake Park
- Adapted Floor Hockey: North Suburban vs. Anoka Hennepin
- Girls Basketball: Blaine vs. Centennial



## Most Viewed YouTube Sporting Event

Boys Hockey: 5AA SF: Centennial vs. Maple Grove  
825 Views

## Live Workshops

Workshop	Instructor	Organization	Students
Lecture Class: Over the Rainbow: Behind the Scenes of the Wizard of Oz	Eric Houston	St. Louis Park Community Ed (Fee Charged)	16
<b>1 Live Workshop</b>			<b>16 Students</b>

## VOD Workshop Views

Workshop	Type	# of Views	Hours Viewed
King of the Cowboys 3 – Randolph Scott *NEW*	Mini	40	3 hrs
King of the Cowboys 2 – Autry/Rogers *NEW*	Mini	54	4.5 hrs
King of the Cowboys 1 – Strong and Silent	Mini	27	3.5 hrs
Great British Game Shows	Mini	21	.75 hrs
We Love Lucy: The Lucille Ball Story	Full	116	12.5 hrs
The Immortal Ingrid Pitt	Mini	333	15.25 hrs
The Oscars: 90 Years of the Academy Awards	Full	135	22 hrs
Tim Curry Horror Picture Show	Mini	25	.5 hrs
Back to the Eighties: The Decade's Biggest...	Full	5	1 hr
James Bond: 50 Years of 007	Full	6	.5 hrs
Eurovision: A Celebration	Mini	NA	NA
Yabba-Dabba-Do! The Fantastic World of Hanna...	Full	593	61.5 hrs
Superman: The Man of Steel on the Silver Screen	Full	3	.75 hrs
The Fantastic Four on the Silver Screen	Mini	3	.25 hrs
Christmas in Hollywood	Full	NA	NA
TV's Greatest Christmas Specials	Full	8	.5 hrs
Chicago Christmas Classics	Mini	137	6.75 hrs
Let's Go Ghostbusters: Filmation's Haunted Heroes	Mini	5	.25 hrs
Monster Movies of the 40s and 50s	Full	215	16 hrs
Monster Movies of the 20s and 30s	Full	18	2 hrs
The Presidency on Film JQA to JFK	Full	7	.5 hrs
Monstervision: The Legend of Joe Bob Briggs	Mini	18	1.25 hrs
The Cult of Caroline Munro	Mini	1359	56.5 hrs
The Marilyn Monroe Story	Full	129	26.25 hrs
Nick at Nite: A TV Viewer's Dream	Mini	29	.75 hrs
The Birth of Animation: Mickey, Bugs, and Betty...	Full	6	.25 hrs
Hollywood Goes to War: World War II	Full	18	3.5 hrs
Come on Down: Game Shows of the 70s and 80s	Full	34	5.25 hrs
The Quiz Show Scandals and Other Game Shows...	Full	54	9 hrs
The Three Stooges: Comedy's Heavy Hitters	Full	NA	NA
The Marx Brothers: Groucho, Harpo, Chico...	Full	17	1.5 hrs
Mary Pickford: The World's First Movie Star	Full	NA	NA
Hollywood Goes to the Dogs: Lassie, Benji...	Full	12	.25 hrs
<b>33 VOD Workshops</b>		<b>3,427 Total Views</b>	<b>256.5 Hours Viewed</b>



### Most Viewed YouTube Workshop

The Cult of Caroline Munro  
1,359 Views

## YouTube Stats

---

Month	Viewers	Videos Viewed	Hours Watched	New Subscribers	Total Impressions
January	18,800	28,923	2,355	74	459,857
February	18,312	29,142	2,382	29	448,149
<b>TOTAL:</b>	<b>37,112</b>	<b>58,065</b>	<b>4,737</b>	<b>103</b>	<b>908,006</b>

## NMTV Website Stats

---

Month	Number of Users	Number of Views	Live Stream Views
January	4,665	6,102	1,681
February	4,121	10,999	1,945
<b>TOTAL:</b>	<b>8,786</b>	<b>17,101</b>	<b>3,626</b>

## Home Movie Transfers

---

Home movie transfers have become one of our most popular services. Residents can transfer their family videos themselves for free, or pay NMTV to do it. NMTV can also transfer film, slides, and photos for a fee.

Month	Hours Transferred	Tapes	Film Reels	DVDs	Photos/Slides	Fees Paid
January	327.5	141	8	58	75	\$878.44
February	262.2	36	85	10	0	\$2,028.95
<b>TOTAL:</b>	<b>589.75</b>	<b>177</b>	<b>93</b>	<b>68</b>	<b>75</b>	<b>\$2,907.39</b>

## Production Highlights

---

### NMTV News Highlights


Each week Danika Peterson and Rusty Ray create a news program that highlights events, people, issues, and information important to citizens of our Member Cities. Some February highlights include:

- Stepping Stone Emergency Housing to Get More Space
- Authorities Say Not to Leave Your Car Running Unattended
- Anoka Hennepin District Staff Help at Schools Amid Teacher Staffing Shortages
- Stenography Program at Anoka Tech is Only One of Its Kind in the State
- Al Kordiak, Longtime Anoka County Commissioner, Dies at Age 93
- Anoka County Takes Lead on Redesigning Lino Lakes Intersection Shared With Ramsey County, Shoreview
- Blaine Leaders Make Case for Money to Pay for Safety Improvements to Highway 65
- Ham Lake Creates Tougher Penalties for Catalytic Converter Thefts
- Lino Lakes Public Safety to Use Extraordinary Gift to Purchase Crucial Firefighting Tool
- Blaine Leaders Recognize Citizen Heroes
- Large Fire at Blaine Store Allows for Successful Use of New Alarm System for Area Fire Departments



- Lino Lakes Getting New Activity Center Ready for Spring Opening
- Schools Take Time to Recognize Bus Drivers

In addition to daily playbacks of North Metro TV News on the cable systems, there are 1,021 local stories archived for viewers on the NMTV YouTube channel. The channel can be accessed through the northmetrotv.com website.




## Most Viewed YouTube News Story

Anoka Hennepin Staff Help At Schools  
Amid Teacher Staffing Shortages  
247 Views

### Guns N Hoses

Special Events Coordinator, T.J. Tronson, produced Lino Lakes' 6<sup>th</sup> Annual Guns-N-Hoses charity hockey event at the end of February. T.J. utilized NMTV's new vMix system combined with our Sling Studio wireless system to both record and live stream the event. Three cameras, in-field encoders, an MC, pre-recorded interviews, live interviews and full page and lower thirds graphics were incorporated. Shield 616 was the main benefactor of this year's event.



### Closed Captioning Research

NMTV staff have been working to provide closed captioning services on all of our live and pre-recorded programming. Much research has gone into which system would be the most accurate and economical. Programming Coordinator, Michele Silvester, has been testing two systems on our cable channels, streaming channels, youtube videos, and our Roku and AppleTV channels. Both systems have their benefits. While a final decision regarding which system will best meet our needs, staff is leaning toward a combination of both.


### Adapted Floor Hockey

Every year Sports Director Kenton Kipp, and his team, work to cover several sporting events outside of their usual high school realm. This month they were able to record and live stream the North Suburban vs. Anoka Hennepin adapted floor hockey teams playing at the Andover Community Center. In addition to adapted sporting events, they also record youth football championships in the fall.



### Rejected Snowplow Names and Another Fun Program Fact

Once in a while the urge to do something fun with a story comes up. That was the case when the list of over 10,000 names that were submitted for Minnesota snowplows was released. Only 50 names were chosen for a vote, but there were sooooo many other great ones. The News Team put together a dramatic reading of some of those rejected snowplow names. My favorite....Kevin. So far, it's been viewed on Youtube 288 times. One other bonus fun fact, a story produced in 2016, during the City of Blaine's 50<sup>th</sup> anniversary, on Mrs. B's Dolls got 733 views on the NMTV Youtube page last month.



## City Productions


In February, Municipal Producer, Trevor Scholl, completed four productions, two of which are waiting for final approval before being posted. The two finalized shows include coverage of the Anoka County Libraries Author Fair and the National Sports Center hiring event. Blaine had its first Facebook Town Hall in February, and Trevor was there to direct the video content. He also fixed a problem with the Lexington Brightsign player. It was running a little loud so he created a new edit and re-loaded the data. Completed programs include:

- Anoka County Library Author Fair
- Ref Expo at the National Sports Center

New and ongoing projects include:

- Spring Mayor's minutes
- Kottke Bus Service Commercial
- Blaine Police: Senior Scam
- Blaine Police: Embedded Mental Health Professional
- Centerville Centerstage: Public Storage
- Forgotten Star Brewing feature
- Spring Lake Park Green Car Rental
- Blaine Facebook live town halls

Trevor touches base with contacts on a regular basis and also encourages Cities to contact him whenever they have an idea for a new show.



## Public Access Programs

Title	Producer	Runtime
Snack Stars	Eric Houston	00:12:50
Rice Creek Watershed District Meeting (2 episodes)	Theresa Stasica	02:58:24
Christ Lutheran Church (7 episodes)	Chance Amundson	05:14:37
Lovepower (2 episodes)	Rick Larson	02:00:00
The Power of Love (2 episodes)	Rick Larson	01:00:00
<b>18 New Programs</b>		<b>14:04:39 New Hours</b>

## NMTV Staff Programs

Title	Producer	Runtime
Anoka County Board Meeting (2/8/22)	T.J. Tronson	01:10:45
Anoka County Board Meeting (2/22/22)	T.J. Tronson	51:43
6 <sup>th</sup> Annual Guns N Hoses Charity Live Stream	T.J. Tronson	02:30:00
NMTV News (3 episodes)	Danika Peterson/Rusty Ray	01:08:04
Northern Stars Celebration (Commercial Project)	Danika Peterson/Rusty Ray	00:58:33
Local Author Fair	Trevor Scholl	00:04:54
Ref Expo at the National Sports Center	Trevor Scholl	00:02:15
Girls Basketball: Spring Lake Park/Centennial	Kenton Kipp/Ted Leroux	01:15:09
Boys Basketball: Centennial/Blaine	Kenton Kipp/Ted Leroux	01:33:18
Boys Hockey: Centennial/Blaine	Kenton Kipp/Ted Leroux	01:49:40
Girls Hockey: 7AA AF: Forest Lake/Blaine	Kenton Kipp/Ted Leroux	01:42:10



Girls Basketball: Totino Grace/Spring Lake Park	Kenton Kipp/Ted Leroux	01:12:49
Boys Basketball: Totino Grace/Spring Lake Park	Kenton Kipp/Ted Leroux	01:32:44
Girls Hockey: 5AA SF: Rogers/Centennial	Kenton Kipp/Ted Leroux	01:35:56
Boys Hockey: 7AA QF: Coon Rapids/Blaine	Kenton Kipp/Ted Leroux	01:37:54
Boys Hockey: 5AA QF: Totino Grace/Centennial	Kenton Kipp/Ted Leroux	01:39:20
Boys Hockey: 5AA SF: Centennial/Maple Grove	Kenton Kipp/Ted Leroux	01:39:48
Boys Basketball: Centennial/Spring Lake Park	Kenton Kipp/Ted Leroux	01:10:20
Adapted Floor Hockey: North Suburban/Anoka Hennepin	Kenton Kipp/Ted Leroux	01:09:37
Girls Basketball: Blaine/Centennial	Kenton Kipp/Ted Leroux	01:25:13
Sports Den (4 episodes)	Kenton Kipp/Ted Leroux	01:27:57
<b>26 New Programs</b>		<b>26:38:09 New Hours</b>

## City Meetings

Title	Producer	Runtime
Blaine City Council Meeting (2/7/22)	T.J. Tronson	00:58:42
Blaine Planning Commission Meeting (2/8/22)	T.J. Tronson	00:20:41
Blaine Natural Resources Conservation Board Meeting (2/15/22)	Trevor Scholl	01:15:15
Blaine Park Board Meeting (2/22/22)	Trevor Scholl	00:49:48
Blaine City Council Meeting (2/23/22)	Trevor Scholl	00:35:31
Centerville Planning & Zoning Meeting (2/1/22)	Centerville Staff, Zoom	01:31:43
Centerville Park & Rec Meeting (2/2/22)	Centerville Staff, Zoom	02:36:12
Centerville City Council Meeting (2/9/22)	Centerville Staff, Zoom	01:40:43
Centerville EDA Meeting (2/16/22)	Centerville Staff, Zoom	02:32:08
Centerville City Council Meeting (2/23/22)	Centerville Staff, Zoom	02:16:22
Circle Pines City Council Meeting (2/8/22)	Patrick Willson	00:20:43
Circle Pines Utility Commission Meeting (2/16/22)	Patrick Willson	00:23:26
Circle Pines City Council Meeting (2/22/22)	Matt Waldron	01:30:53
Ham Lake City Council Meeting (2/7/22)	Patrick Willson	00:37:34
Ham Lake City Council Meeting (2/22/22)	T.J. Tronson	00:36:20
Ham Lake Planning Commission Meeting (2/28/22)	Patrick Willson	00:08:57
Lexington City Council Meeting (2/3/22)	Lexington Staff	00:12:09
Lexington City Council Meeting (2/17/22)	Lexington Staff	00:18:33
Lino Lakes Park Board Meeting (2/2/22)	Anne Serwe	01:20:31
Lino Lakes Planning & Zoning Commission Meeting (2/9/22)	Anne Serwe	01:56:39
Lino Lakes City Council Meeting (2/14/22)	Anne Serwe	00:53:43
Lino Lakes Environmental Board Meeting (2/23/22)	Anne Serwe	00:44:43
Lino Lakes City Council Meeting (2/28/22)	Anne Serwe	00:27:56
Spring Lake Park City Council Meeting (2/7/22)	Emerson Rice	01:17:54
Spring Lake Park City Council Meeting (2/22/22)	Danika Peterson	00:42:55
<b>25 New Programs</b>	<b>P. 32</b>	<b>26:10:01 New Hours</b>

If you have any questions or comments regarding this monthly report please contact  
Heidi Arnson at 763.231.2801 or [harnson@northmetrotv.com](mailto:harnson@northmetrotv.com).

# NORTH METRO TV Production Statistics 2022

	J	F	M	A	M	J	JU	A	S	O	N	D	22 Total	22 Average
<b>Programming Statistics</b>														
Cablecast Programs	2445.00	2182.00											4627.00	385.58
Cablecast Hours	1981.00	1683.50											3664.50	305.38
Programs Produced - Public	22.00	12.00											34.00	2.83
Program Hours Produced - Public	15.50	8.50											24.00	2.00
Prog. Produced - Affiliated Public	6.00	6.00											12.00	1.00
Programs Produced - Affil. Public	4.50	5.50											10.00	0.83
Programs Produced - City Staff	4.00	7.00											11.00	0.92
Prog. Hours Produced - City Staff	5.25	11.00											16.25	1.35
Programs Produced - NMTV Staff	43.00	44.00											87.00	7.25
Prog. Hours Produced - NMTV Staff	44.25	41.75											86.00	7.17
Total Public Programs Produced	28.00	18.00											46.00	3.83
Total Staff Programs Produced	47.00	51.00											98.00	8.17
Total Internal Programs Produced	75.00	69.00											144.00	12.00
% Staff Produced Programs	62.67%	73.91%											68.06%	68.06%
% Public Produced Programs	37.33%	26.09%											31.94%	31.94%
External Programs Submitted	28.00	27.00											55.00	4.58
External Program Hours	24.00	22.00											46.00	3.83
Total New Programs	103.00	96.00											199.00	16.58
<b>Public Equipment Usage Statistics</b>														
Facility Hours Available	119.00	112.00											231.00	19.25
Camera Check Outs	13.00	10.00											23.00	1.92
Studio A	10.25	0.00											10.25	0.85
% of Available Time	8.61%	0.00%											4.44%	4.44%
Studio B	10.00	6.50											16.50	1.38
% of Available Time	8.40%	5.80%											7.14%	7.14%
Editing	11.50	14.25											25.75	2.15
% of Available Time	9.66%	12.72%											11.15%	0.96%
Number of Public Facility Users	19.00	15.00											34.00	2.83
Total Hours of Public Use	31.75	20.75											52.50	4.38
<b>Production Van/Mix Statistics</b>														
Number of Van Shoots	9.00	9.00											18.00	1.50
Total Van Usage Hours	55.25	58.75											114.00	9.50
Number of vMix Shoots	1.00	3.00											4.00	0.13
Intern Hours	11.50	9.50											21.00	1.75
Volunteer Hours	0.00	3.00											3.00	0.25
<b>Workshop Statistics</b>														
Number of Live Workshops	1.00	1.00											2.00	0.17
Number of Students at Live Workshops	10.00	16.00											26.00	2.17
VOD Students All Workshops	3755.00	3427.00											7182.00	598.50
<b>Media Transfer Statistics</b>														
Total Transfer Equip. Usage Hours	327.50	262.25											589.75	49.15
Tapes Transferred	141.00	36.00											177.00	14.75
Film Reels Transferred	8.00	85.00											93.00	4.10
Slides/Photos Transferred	75.00	0.00											75.00	6.25
DVDs Copied	58.00	10.00											68.00	5.67
Transfer Hours By Public	9.50	11.25											20.75	1.73
Transfer Hours By Staff	318.00	251.00											569.00	47.42
<b>NMTV YouTube Statistics</b>														
Number of Viewers	18800.00	18312.00											37112.00	3092.67
Total Videos Viewed	28923.00	29142.00											58065.00	4838.75
Total Hours Watched	2355.00	2382.00											4737.00	394.75
Number of New Subscribers	74.00	29.00											103.00	8.58
Total Impressions	459857.00	448149.00											908006.00	75667.17
<b>NMTV Website Statistics</b>														
Number of Users	4665.00	4121.00											8786.00	732.17
Number of Views	6102.00	10999.00											17101.00	1425.08
Live Stream Views	1681.00	1945.00											3626.00	302.17


# North Metro TV

January 2022 Update

## Program Production

In January, a total of 75 **new programs** were produced utilizing the North Metro facilities, funds, and services. This constitutes **69:30:00 hours of new programming**.

- 28 programs were produced by the public
- 43 programs were produced by NMTV staff
- 4 programs were produced by City staff



## Van Shoots

The HD production truck was utilized for 55:15:00 hours of production in January. The following events were produced live and recorded for additional playback:



- Girls Hockey: Centennial vs. Spring Lake Park
- Boys Swim & Dive: Spring Lake Park vs. Centennial
- Girls Basketball: Centennial vs. Blaine
- Boys Hockey: Spring Lake Park vs. Centennial
- Boys Hockey: Blaine vs. Spring Lake Park
- Boys Basketball: Rogers vs. Spring Lake Park
- Boys Swim & Dive: Champlin Park vs. Centennial
- Girls Hockey: Andover vs. Centennial/Spring Lake Park
- Boys Hockey: Blaine vs. Centennial



## vMix Live Streaming Shoots

The vMix single camera production system was utilized to record/transmit one sporting event. The vMix system requires significantly fewer staff members than the production truck. vMix crews are spread out over multiple locations and connected via the internet.

- Boys Basketball: Blaine vs. Centennial



## Most Viewed YouTube Sporting Event

Boys Swim & Dive: Spring Lake Park vs. Centennial  
604 Views

## Live Workshops

Workshop	Instructor	Organization	Students
Lecture Class: Jim Henson and the Muppets	Eric Houston	St. Louis Park Community Education (Fee)	10
<b>1 Live Workshop</b>			<b>10 Students</b>

## VOD Workshop Views

Workshop	Type	# of Views	Hours Viewed
King of the Cowboys 1 – Strong and Silent *NEW*	Mini	43	4 hrs
Great British Game Shows	Mini	27	1 hr
We Love Lucy: The Lucille Ball Story	Full	162	13.5 hrs
The Immortal Ingrid Pitt	Mini	242	13 hrs
The Oscars: 90 Years of the Academy Awards	Full	104	11.25 hrs
Tim Curry Horror Picture Show	Mini	31	1 hr
Back to the Eighties: The Decade's Biggest...	Full	7	1 hr
James Bond: 50 Years of 007	Full	11	1.5 hrs
Eurovision: A Celebration	Mini	NA	NA
Yabba-Dabba-Do! The Fantastic World of Hanna...	Full	307	33.25 hrs
Superman: The Man of Steel on the Silver Screen	Full	8	1.25 hrs
The Fantastic Four on the Silver Screen	Mini	NA	NA
Christmas in Hollywood	Full	NA	NA
TV's Greatest Christmas Specials	Full	10	1 hrs
Chicago Christmas Classics	Mini	434	21.75 hrs
Let's Go Ghostbusters: Filmation's Haunted Heroes	Mini	NA	NA
Monster Movies of the 40s and 50s	Full	195	11.25 hrs
Monster Movies of the 20s and 30s	Full	26	3.75 hrs
The Presidency on Film JQA to JFK	Full	5	.25 hrs
Monstervision: The Legend of Joe Bob Briggs	Mini	20	1.5 hrs
The Cult of Caroline Munro	Mini	1835	76.5 hrs
The Marilyn Monroe Story	Full	73	13.25 hrs
Nick at Nite: A TV Viewer's Dream	Mini	26	1.25 hrs
The Birth of Animation: Mickey, Bugs, and Betty...	Full	14	2.5 hrs
Hollywood Goes to War: World War II	Full	27	4.25 hrs
Come on Down: Game Shows of the 70s and 80s	Full	42	5.25 hrs
The Quiz Show Scandals and Other Game Shows...	Full	87	16 hrs
The Three Stooges: Comedy's Heavy Hitters	Full	NA	NA
The Marx Brothers: Groucho, Harpo, Chico...	Full	46	2 hrs
Mary Pickford: The World's First Movie Star	Full	5	.25 hrs
Hollywood Goes to the Dogs: Lassie, Benji...	Full	10	.25 hrs
<b>31 VOD Workshops</b>		<b>3,755 Total Views</b>	<b>241.75 Hours Viewed</b>



### Most Viewed YouTube Workshop

The Cult of Caroline Munro  
1,835 Views

## YouTube Stats

Month	Viewers	Videos Viewed	Hours Watched	New Subscribers	Total Impressions
January	18,800	28,923	2,355	74	459,857
<b>TOTAL:</b>	<b>18,800</b>	<b>28,923</b>	<b>2,355</b>	<b>74</b>	<b>459,857</b>

## NMTV Website Stats

Month	Number of Users	Number of Views	Live Stream Views
January	4,665	6,102	1,681
<b>TOTAL:</b>	<b>4,665</b>	<b>6,102</b>	<b>1,681</b>

## Home Movie Transfers

Home movie transfers have become one of our most popular services. Residents can transfer their family videos themselves for free, or pay NMTV to do it. NMTV can also transfer film, slides, and photos for a fee.

Month	Hours Transferred	Tapes	Film Reels	DVDs	Photos/Slides	Fees Paid
January	327.5	141	8	58	75	\$878.44
<b>TOTAL:</b>	<b>327.5</b>	<b>141</b>	<b>8</b>	<b>58</b>	<b>75</b>	<b>\$878.44</b>

## Production Highlights

### NMTV News Highlights

Each week Danika Peterson and Rusty Ray create a news program that highlights events, people, issues, and information important to citizens of our Member Cities. Some January highlights include:

- Anoka County Elections Staff Say 2020 Was Virtually Fraud Free among Hundreds of Thousands of Votes
- Ham Lake Charter School Uses COVID Testing to Keep More Students, Staff at School
- Salt Can Harm Water Sources, So Conservationists Urge Moderation
- Circle Pines Has Its Day in Court Against Anoka County Over Watershed Appointments
- Connexus Customers Save on Energy As Rates Stay Constant Again
- Ramsey County Takes Public Input on Lino lakes Freeway Interchange Reconstruction
- DaVinci Academy Students Lace Up Their Dancing Shoes
- North Metro Nurses Join Effort to Help Community
- Blaine Police Deputy Chief Retires After Nearly 40 Years of Service to City
- Spring Lake Park Police Chief Asks for Community Watch Efforts to Ramp Back Up
- Curling in the Spotlight as Winter Olympics Set to Begin
- Food Shelves Partner With Anoka County Library to Help Get More Families Connected to the Internet
- USA Women's Olympic Hockey Team Gets North Metro Send Off
- Sunrise Elementary in Blaine Set for Changes as Growth Causes Overcrowding



In addition to daily playbacks of North Metro TV News on the cable systems, there are 941 local stories archived for viewers on the NMTV YouTube channel. The channel can be accessed through the northmetrotv.com website.




### Most Viewed YouTube News Story

Sunrise Elementary in Blaine Set for Changes as Growth Causes Overcrowding  
542 Views

### Meet Ted

NMTV would like to introduce our new Sports Producer, Ted Leroux. Ted comes to us from Valley Access Channels, located in Stillwater, where he served as their Sports Director. His experience with field production, ability to supervise crews, and social media skills made him a fantastic addition for us. Ted joined the team on January 4<sup>th</sup> and was able to jump right in operating the production truck and vMix systems. Please welcome Ted to the team!



### NMTV News Story Picked up by Other News Sources

Last month, the News Team of Danika Peterson and Rusty Ray produced a story entitled "Blaine High School Students Work After School to Help With Worker Shortage." Since that time their story has been picked up the Star Tribune, Business Insider, KSTP and ABC Newspapers. The story also continues to gain views on the NMTV Youtube page, with nearly a thousand views this month.

### Commercial Projects

NMTV staff continues to develop commercial projects. Last year saw the highest amount of income generated from commercial projects ever. So far this year is looking pretty good as well. Currently the following projects are in the works:

- Providing on-going drone services for the CTN News department
- MSMA promo
- Streaming services for Centennial school events
- Streaming services for Blaine school events
- Kottke Bus Service promo and sponsorship spots
- Anoka Hennepin Education Services production

### Cowboy Classes

Instructor, Eric Houston, is developing a new series of classes called King of the Cowboys. The first show, of what will be a four-part series, has been completed. It is called King of the Cowboys: Strong and Silent, and highlights silent Western stars. The remaining three episodes will focus on singing cowboys Gene Autry and Roy Rogers, B Western star Randolph Scott, and, of course, an entire episode devoted to John Wayne. This is what one viewer of the first episode had to say, "Great show Eric! I spent my Saturdays growing up watching Westerns with my Pop. He always tried to teach me about them....

*This made me very emotional watching this. For a few moments tonight, it felt like my Pop was sitting next to me watching your show.... I can't wait for episode 2."*



## City Productions

In January, Municipal Producer, Trevor Scholl, completed two productions. The shows include a business profile and coverage of the Wargo Snow Days event. Trevor also completed the Lexington and Circle Pines Brightsign player updates and met with Blaine staff to discuss producing quarterly, Facebook live town halls. Programs completed include:

- Business Matters: Burn Boot Camp
- Wargo Snow Day 2022



New and ongoing projects include:

- Winter Mayor's minutes
- Kottke Bus Service Commercial
- Author Fair at Northtown Library Featuring a Circle Pines writer
- Centerville Centerstage: Public Storage
- Forgotten Star Brewing feature
- Spring Lake Park Snow Buddy Hunt
- Referee hiring event at NSC
- Blaine Facebook live town halls

Trevor touches base with contacts on a regular basis and also encourages Cities to contact him whenever they have an idea for a new show.

## Public Access Programs

Title	Producer	Runtime
King of the Cowboys: Strong and Silent	Eric Houston	00:17:23
Rice Creek Watershed District Meeting (2 episodes)	Theresa Stasica	01:55:34
Christ Lutheran Church (9 episodes)	Chance Amundson	06:17:55
Lovepower (6 episodes)	Rick Larson	06:00:00
The Power of Love (6 episodes)	Rick Larson	03:00:00
Oak Park Community Church (4 episodes)	David Turnidge	02:27:36
<b>28 New Programs</b>		<b>19:58:28 New Hours</b>

## NMTV Staff Programs

Title	Producer	Runtime
Anoka County Statutory & Organizational Meeting (1/4/22)	T.J. Tronson	00:46:45
Anoka County Board Meeting (1/25/22)	T.J. Tronson	01:05:24
NMTV News (3 episodes)	Danika Peterson/Rusty Ray	01:12:14
Blaine PD Deputy Chief Retires After Nearly 40 Years	Danika Peterson/Rusty Ray	00:02:14
Wargo Snow Day 2022	Trevor Scholl	00:02:14
Business Matters: Burn Boot Camp	Trevor Scholl	00:02:55
Girls Hockey: Centennial-Spring Lake Park/Blaine	Kenton Kipp/Ted Leroux	01:28:33
Boys Swim & Dive: Spring Lake Park/Centennial	Kenton Kipp/Ted Leroux	02:02:07
Girls Basketball: Centennial/Blaine	Kenton Kipp/Ted Leroux	01:29:02
Boys Hockey: Spring Lake Park/Centennial	Kenton Kipp/Ted Leroux	01:34:44
Boys Hockey: Blaine/Spring Lake Park	Kenton Kipp/Ted Leroux	01:36:14



Boys Basketball: Rogers/Spring Lake Park	Kenton Kipp/Ted Leroux	01:32:09
Boys Swim & Dive: Champlin Park/Centennial	Kenton Kipp/Ted Leroux	01:47:36
Girls Hockey: Andover/Centennial-Spring Lake Park	Kenton Kipp/Ted Leroux	01:20:51
Boys Hockey: Blaine/Centennial	Kenton Kipp/Ted Leroux	01:47:11
Boys Basketball: Blaine/Centennial	Kenton Kipp/Ted Leroux	01:22:53
Sports Den (4 episodes)	Kenton Kipp/Ted Leroux	00:56:27
<b>22 New Programs</b>		<b>20:11:33 New Hours</b>

## City Meetings

Title	Producer	Runtime
Blaine City Council Meeting (1/3/22)	T.J. Tronson	00:50:02
Blaine Natural Resources Conservation Board Meeting (1/18/22)	Trevor Scholl	01:06:29
Blaine City Council Meeting (1/19/22)	Trevor Scholl	01:13:04
Blaine Park Board Meeting (1/25/22)	Trevor Scholl	00:31:36
Centerville Planning & Zoning Meeting (1/4/22)	John Murphy	01:45:23
Centerville Park & Rec Meeting (1/5/22)	John Murphy	01:39:47
Centerville City Council Meeting (1/12/22)	Rusty Ray	02:02:20
Centerville EDA Meeting (1/19/22)	Teresa Bender	02:24:44
Centerville City Council Meeting (1/26/22)	Teresa Bender	01:58:30
Circle Pines City Council Meeting (1/11/22)	Patrick Willson	00:51:52
Circle Pines Utility Commission Meeting (1/19/22)	Patrick Willson	00:40:03
Circle Pines City Council Meeting (1/25/22)	Patrick Willson	00:32:06
Ham Lake City Council Meeting (1/3/22)	Patrick Willson	00:15:06
Lexington City Council Meeting (1/6/22)	Lexington Staff	00:37:33
Lexington City Council Meeting (1/20/22)	Lexington Staff	00:22:23
Lino Lakes Environmental Board Meeting (1/4/22)	Anne Serwe	01:48:20
Lino Lakes Park Board Meeting (1/5/22)	Anne Serwe	01:33:39
Lino Lakes City Council Meeting (1/10/22)	Anne Serwe	00:41:48
Lino Lakes Planning & Zoning Meeting (1/12/22)	Anne Serwe	02:58:17
Lino Lakes City Council Meeting (1/24/22)	Rusty Ray	00:28:03
Lino Lakes Environmental Board Meeting (1/26/22)	Anne Serwe	00:57:46
Spring Lake Park City Council Meeting (1/3/22)	Emerson Rice	00:31:14
Spring Lake Park City Council Meeting (1/18/22)	Emerson Rice	00:52:36
Spring Lake Park Planning Commission Meeting (1/24/22)	Emerson Rice	01:21:25
Centennial District Fire Steering Committee Meeting (1/20/22)	Patrick Willson	01:40:22
<b>25 New Programs</b>		<b>29:44:08 New Hours</b>

If you have any questions or comments regarding this monthly report please contact Heidi Arnson at 763.231.2801 or [harnson@northmetrotv.com](mailto:harnson@northmetrotv.com).

# NORTH METRO TV

## Production Statistics 2022

Programming Statistics	J	F	M	A	M	J	JU	A	S	O	N	D	22 Total	22 Average
<b>Cablecast Programs</b>	2445.00												2445.00	203.75
Cablecast Hours	1981.00												1981.00	165.08
Programs Produced - Public	22.00												22.00	1.83
Program Hours Produced - Public	15.50												15.50	1.29
Prog. Produced - Affiliated Public	6.00												6.00	0.50
Prog. Hours Produced - Affil. Public	4.50												4.50	0.38
Programs Produced - City Staff	4.00												4.00	0.33
Prog. Hours Produced - City Staff	5.25												5.25	0.44
Programs Produced - NMTV Staff	43.00												43.00	3.58
Prog. Hours Produced - NMTV Staff	44.25												44.25	3.69
Total Public Programs Produced	28.00												28.00	2.33
Total Staff Programs Produced	75.00												75.00	6.25
% Staff Produced Programs	62.67%												62.67%	62.67%
% Public Produced Programs	37.33%												37.33%	37.33%
External Programs Submitted	28.00												28.00	2.33
External Program Hours	24.00												24.00	2.00
Total New Programs	103.00												103.00	8.58
<b>Public Equipment Usage Statistics</b>														
Facility Hours Available	119.00												119.00	9.92
Camera Check Outs	13.00												13.00	1.08
Studio A	10.25												10.25	0.85
% of Available Time	8.61%												8.61%	8.61%
Studio B	10.00												10.00	0.83
% of Available Time	8.40%												8.40%	8.40%
Editing	11.50												11.50	0.96
% of Available Time	9.66%												9.66%	9.66%
Number of Public Facility Users	19.00												19.00	1.58
Total Hours of Public Use	31.75												31.75	2.65
<b>Production Van/Vmix Statistics</b>														
Number of Van Shoots	9.00												9.00	0.75
Total Van Usage Hours	55.25												55.25	4.60
Number of Vmix Shoots	1.00												1.00	0.06
Intern Hours	11.50												11.50	0.96
Volunteer Hours	0.00												0.00	0.00
<b>Workshop Statistics</b>														
Number of Live Workshops	1.00												1.00	0.08
Number of Students at Live Workshops	10.00												10.00	0.83
VOD Students All Workshops	3755.00												3755.00	312.92
<b>Media Transfer Statistics</b>														
Total Transfer Equip. Usage Hours	327.50												327.50	27.29
Tapes Transferred	141.00												141.00	11.75
Film Reels Transferred	8.00												8.00	2.27
Slides/Photos Transferred	75.00												75.00	6.25
DVDs Copied	58.00												58.00	4.83
Transfer Hours By Public	9.50												9.50	0.79
Transfer Hours By Staff	318.00												318.00	26.50
<b>NMTV YouTube Statistics</b>														
Number of Viewers	18800.00												18800.00	1566.67
Total Videos Viewed	28923.00												28923.00	2410.25
Total Hours Watched	2355.00												2355.00	196.25
Number of New Subscribers	74.00												74.00	6.17
Total Impressions	459857.00												459857.00	38321.42
<b>NMTV Website Statistics</b>														
Number of Users	4665.00												4665.00	388.75
Number of Views	6102.00												6102.00	508.50
Live Stream Views	1681.00												1681.00	140.08


# North Metro TV

December 2021 Update

## Program Production

In December, a total of 66 **new programs** were produced utilizing the North Metro facilities, funds, and services. This constitutes **54:30:00 hours of new programming**.


- 23 programs were produced by the public
- 40 programs were produced by NMTV staff
- 3 programs were produced by City staff



## Van Shoots

The HD production truck was utilized for 21:30:00 hours of production in December. The following events were produced live and recorded for additional playback:



- Wrestling:
  - Coon Rapids vs. Blaine
  - Centennial vs. Blaine
  - Centennial vs. Blaine
- Boys Basketball: Spring Lake Park vs. Blaine
- Boys Swim & Dive: Blaine vs. Centennial



## vMix Live Streaming Shoots

The vMix single camera production system was utilized to record/transmit five sporting events. The vMix system requires significantly fewer staff members than the production truck. vMix crews are spread out over multiple locations and connected via the internet.

- Girls Basketball: Blaine vs. Spring Lake Park
- Girls Basketball: Eden Prairie vs. Centennial



## Most Viewed YouTube Sporting Event

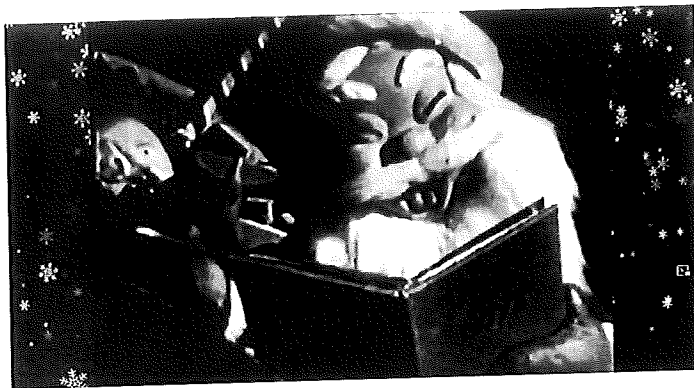
Boys Basketball: Spring Lake Park vs. Blaine  
988 Views

## Live Workshops

Workshop	Instructor	Organization	Students
Studio Tour	Eric Houston	General Public	2
Studio A	Eric Houston	Blaine High School Students	7
Lecture Class: Rudolph, Snoopy, and the Grinch: TV's Greatest Christmas Specials	Eric Houston	Blaine Parks and Recreation	5
Lecture Class: Christmas in Hollywood	Eric Houston	Crest View Senior Living	8
Editing	Eric Houston	General Public	1
<b>5 Live Workshop</b>			<b>23 Students</b>

## VOD Workshop Views

Workshop	Type	# of Views	Hours Viewed
Great British Game Shows	Mini	31	1.5 hrs
We Love Lucy: The Lucille Ball Story	Full	235	22.5 hrs
The Immortal Ingrid Pitt	Mini	253	12.5 hrs
The Oscars: 90 Years of the Academy Awards	Full	77	11.5 hrs
Tim Curry Horror Picture Show	Mini	34	1 hrs
Back to the Eighties: The Decade's Biggest...	Full	NA	NA
James Bond: 50 Years of 007	Full	6	.25 hrs
Eurovision: A Celebration	Mini	3	.25 hrs
Yabba-Dabba-Do! The Fantastic World of Hanna...	Full	264	20 hrs
Superman: The Man of Steel on the Silver Screen	Full	3	.75 hrs
The Fantastic Four on the Silver Screen	Mini	4	.25 hrs
Christmas in Hollywood	Full	6	2 hrs
TV's Greatest Christmas Specials	Full	135	18 hrs
Chicago Christmas Classics	Mini	6,889	344.45 hrs
Let's Go Ghostbusters: Filmmaking's Haunted Heroes	Mini	10	.25 hrs
Monster Movies of the 40s and 50s	Full	276	21 hrs
Monster Movies of the 20s and 30s	Full	21	1.5 hrs
The Presidency on Film JQA to JFK	Full	NA	NA
Monstervision: The Legend of Joe Bob Briggs	Mini	22	1.5 hrs
The Cult of Caroline Munro	Mini	1,905	79 hrs
The Marilyn Monroe Story	Full	79	13 hrs
Nick at Nite: A TV Viewer's Dream	Mini	19	.5 hrs
The Birth of Animation: Mickey, Bugs, and Betty...	Full	4	.25 hrs
Hollywood Goes to War: World War II	Full	19	4.5 hrs
Come on Down: Game Shows of the 70s and 80s	Full	46	2.5 hrs
The Quiz Show Scandals and Other Game Shows...	Full	81	17.5 hrs
The Three Stooges: Comedy's Heavy Hitters	Full	NA	NA
The Marx Brothers: Groucho, Harpo, Chico...	Full	74	4 hrs
Mary Pickford: The World's First Movie Star	Full	3	.25 hrs
Hollywood Goes to the Dogs: Lassie, Benji...	Full	6	.25 hrs
<b>30 VOD Workshops</b>		<b>10,505 Total Views</b>	<b>581 Hours Viewed</b>



## Most Viewed YouTube Workshop

Chicago Christmas Classics  
6,889 Views

## YouTube Stats

Month	Viewers	Videos Viewed	Hours Watched	New Subscribers	Total Impressions
January	23,800	38,487	3,620.2	132	532,400
February	21,198	34,307	3,201	103	507,655
March	26,738	46,359	5,147	145	668,404
April	20,378	28,623	1,653	84	462,844
May	26,205	39,801	4,364	141	559,725
June	78,020	98,880	16,114	335	2,187,848
July	19,290	25,592	1,848.5	61	401,947
August	19,875	28,566	1,653	55	441,487
September	21,179	34,266	2,927.25	123	518,344
October	267,700	346,691	19,079	1,474	3,720,835
November	67,568	87,635	4,820	338	1,068,997
December	24,403	34,888	2,243	89	484,967
<b>TOTAL:</b>	<b>616,354</b>	<b>844,095</b>	<b>66,669.95</b>	<b>3,080</b>	<b>11,554,453</b>

## NMTV Website Stats

Month	Number of Users	Number of Views	Live Stream Views
January	6,103	20,923	1,324
February	5,860	16,285	1,692
March	5,347	14,476	2,182
April	4,313	9,558	599
May	3,534	8,928	845
June	4,072	10,641	1,360
July	4,563	12,497	2,205
August	3,810	8,021	694
September	5,244	13,772	2,524
October	6,525	22,452	5,837
November	4,900	10,949	1,291
December	3,224	8,024	1,151
<b>TOTAL:</b>	<b>57,495</b>	<b>156,526</b>	<b>21,704</b>

## Home Movie Transfers

Home movie transfers have become one of our most popular services. Residents can transfer their family videos themselves for free, or pay NMTV to do it. NMTV can also transfer film, slides, and photos for a fee.


Month	Hours Transferred	Tapes	Film Reels	DVDs	Photos/ Slides	Fees Paid
January	387	74	136	3	516	\$1,927.20
February	358	77	101	15	1,097	\$688.06
March	587.50	153	76	73	850	\$3,007.08
April	429	134	52	92	860	\$1,550.12
May	302.5	92	83	0	300	\$1,916.48
June	230.5	37	57	0	363	\$582.78
July	345.25	69	79	0	166	\$1,761.16
August	412.75	97	88	45	89	\$2,165.03
September	200.5	56	13	3	1,457	\$932.36
October	130.5	65	13	0	1,168	\$1,053.32
November	391.5	126	42	0	2,273	\$1,652.97
December	507.75	139	169	22	533	\$3,576.98
<b>TOTAL:</b>	<b>4,282.75</b>	<b>1,119</b>	<b>909</b>	<b>253</b>	<b>9,672</b>	<b>\$20,813.54</b>

## Production Highlights


### NMTV News Highlights

Each week Danika Peterson and Rusty Ray create a news program that highlights events, people, issues, and information important to citizens of our Member Cities. Some December highlights include:

- Anoka County Sheriff Stuart Stepping Down At End of Current Term
- Blaine, Lexington Leaders at Odds Over Water System
- Lino Lakes Names Fitness Partner for Newly Name Activity Center
- SBM Santa Parade to Spread Cheer for 40<sup>th</sup> Year
- Anoka County Colleges Help Train National Guard for Nursing Shortage Duty
- Blaine Honors Volunteers for 40 Years as Police Reserve Officer
- Firefighters Busy During Holidays with Increased Risk of House Fires
- Anoka Hennepin School District Facing Staff Shortages in Hundreds of Positions
- Cities Disagree with Anoka County Leaders Over Watershed Board Appointment
- Fogerty Arena Enjoying Better Year and Welcomes New Restaurant
- Junior Councilmember Hopes to Create More Ties Between Centennial High School and Centerville
- Stormwater Project to Benefit Blaine Residents
- Local Businesses Give Gift of Healthy Food to Emergency Department Workers



In addition to daily playbacks of North Metro TV News on the cable systems, there are 941 local stories archived for viewers on the NMTV YouTube channel. The channel can be accessed through the northmetrotv.com website.



## Most Viewed YouTube News Story

Lino Lakes Names Fitness Partner for Newly Named Activity Center  
1,013 Views

### BHS Business Professionals of America

In what has become an annual event, Studio Manager and Instructor, Eric Houston worked with two groups of Blaine High School students who are members of the Business Professionals of America club. Each year, the students work together to create short news broadcasts which they enter into state and national competitions. The students start out with studio and field production training. Once they are trained, they use the equipment to record in-studio segments and also shoot stories on location. Finally, they edit the segments into a final project. This is the first year that two separate teams have completed their projects through NMTV. Holly Boisjolie, the faculty advisor for the students said, "Thank you again for working with our students,. We appreciate the continued partnership with you."



### Record Home Movie Transfers

NMTV's Home Movie Transfer service had a monster month in December. It was the second most profitable month in the history of the program, surpassed only by a month last year that included a huge single order from Concordia College. This time around the orders came from many individual orders. In addition to the profitable month, 2021 saw the service earning over \$20,000 for the first time. The total of \$20,813 surpassed our previous high of \$13,216 in 2021.

### Streaming Centennial School Concerts

Another area of expanding income generation for NMTV, is live streaming services. We have been working more frequently with various school clubs and teams to provide expanded recording and streaming services for events and games that would otherwise not be recorded. In December, the sports crew worked with Centennial schools to provide coverage and streaming services for three concerts. They included the Centennial High School Winter Choir Concert and the Centennial Middle School 8<sup>th</sup> and 7<sup>th</sup> Grade Band Concerts.



### Sports Den Winter Premiere


Sports Director, Kenton Kipp, even without a Sports Producer Assistant, got the Sports Den weekly show up and running again in December, with the premiere of the Winter edition. The weekly sports wrap-up show covers the week's high school sports, including highlights from games and team stats. Winter sports include hockey, basketball, swimming & diving, and wrestling.



## City Productions

In December, Municipal Producer, Trevor Scholl, completed four productions. The shows include two stories for the Blaine Police Department, a winter Mayor's Minutes, and a local business story. Trevor continued to work on updating city Brightsign players with current videos and information. Programs completed include:

- Blaine Police Department: Car Thefts
- Blaine Police Department: Fully Staffed
- Centerville Mayor's Minutes: Winter 2021
- Local Businesses Donate to Mercy Hospital



New and ongoing projects include:

- Winter Mayor's minutes
- Business profile: Burn Boot Camp
- Centerville Brightsign reformat
- Centerville Centerstage: Public Storage
- Forgotten Star Brewing feature
- Anoka County Library feature

Trevor touches base with contacts on a regular basis and also encourages Cities to contact him whenever they have an idea for a new show.

## Public Access Programs

Title	Producer	Runtime
Bad Movie Bros (2 episodes)	Eric Houston	01:05:11
Rice Creek Watershed District Meeting	Theresa Stasica	01:24:36
Christ Lutheran Church (6 episodes)	Chance Amundson	04:36:53
Lovepower (4 episodes)	Rick Larson	04:00:00
The Power of Love (4 episodes)	Rick Larson	02:00:00
Oak Park Community Church (4 episodes)	David Turnidge	02:25:18
Hope Church (2 episodes)	Parker Payne	01:56:47
<b>23 New Programs</b>		<b>17:28:45 New Hours</b>

## NMTV Staff Programs

Title	Producer	Runtime
Anoka County Board Meeting (12/3/21)	T.J. Tronson	00:25:00
Anoka County Board Meeting (12/14/21)	T.J. Tronson	01:27:28
North Metro Cable Commission Meeting (12/15/21)	T.J. Tronson	00:16:54
NMTV News (4 episodes)	Danika Peterson/Rusty Ray	01:29:17
Blaine Honors Reserve Officer for 40 Years of Service	Danika Peterson/Rusty Ray	00:03:35
Blaine Police Department: Car Thefts	Trevor Scholl	00:02:36
Blaine Police Department: Fully Staffed	Trevor Scholl	00:04:25
Centerville Mayor's Minutes: Winter 2021	Trevor Scholl	00:04:30
Local Businesses Donate to Mercy Hospital	Trevor Scholl	00:02:55
Wrestling: Coon Rapids/Blaine	Kenton Kipp	00:49:27



Wrestling: Centennial/Coon Rapids	Kenton Kipp	00:55:18
Wrestling: Centennial/Blaine	Kenton Kipp	00:40:50
Boys Basketball: Spring Lake Park/Blaine	Kenton Kipp	01:28:43
Boys Swim & Dive: Blaine/Centennial	Kenton Kipp	02:17:00
Girls Basketball: Blaine/Spring Lake Park	Kenton Kipp	01:24:28
Girls Basketball: Eden Prairie/Centennial	Kenton Kipp	01:55:13
Sports Den Winter Season Premiere	Kenton Kipp	00:25:41
Centennial High School Winter Choir Concert	Kenton Kipp	01:45:37
Centennial Middle School 8 <sup>th</sup> Grade Band Concerts	Kenton Kipp	01:02:41
Centennial Middle School 7 <sup>th</sup> Grade Band Concerts	Kenton Kipp	01:05:52
<b>23 New Programs</b>		<b>17:47:30 New Hours</b>

## City Meetings

Title	Producer	Runtime
Blaine City Council Meeting (12/6/21)	T.J. Tronson/John Murphy	01:58:19
Blaine Truth in Taxation Meeting (12/13/21)	T.J. Tronson	00:38:06
Blaine Planning Commission Meeting (12/14/21)	T.J. Tronson	00:56:21
Blaine City Council Meeting (12/20/21)	John Murphy	01:15:34
Centerville Park & Rec Meeting (12/1/21)	John Murphy	02:02:29
Centerville Planning & Zoning Meeting (12/7/21)	John Murphy	00:56:48
Centerville City Council Meeting (12/8/21)	Teresa Bender	03:10:49
Circle Pines City Council Meeting (12/14/21)	Matt Waldron	00:55:55
Circle Pines Utility Commission Meeting (12/15/21)	Patrick Willson	00:11:03
Ham Lake City Council Meeting (12/6/21)	Patrick Willson	00:45:17
Ham Lake Planning Commission (12/13/21)	Trevor Scholl	00:26:40
Ham Lake City Council Meeting (12/20/21)	Patrick Willson	00:13:11
Lexington City Council Meeting (12/2/21)	Lexington Staff	00:39:16
Lexington City Council Meeting (12/16/21)	Lexington Staff	00:13:40
Lino Lakes Environmental Board Meeting (11/30/21)	Anne Serwe	01:12:04
Lino Lakes Planning & Zoning Meeting (12/8/21)	Anne Serwe	00:52:15
Lino Lakes City Council Meeting (12/13/21)	Rusty Ray	00:38:10
Lino Lakes City Council Meeting (12/27/21)	Anne Serwe	00:12:54
Spring Lake Park City Council Meeting (12/6/21)	Emerson Rice	01:04:05
Spring Lake Park City Council Meeting (12/20/21)	Emerson Rice	01:04:11
<b>20 New Programs</b>		<b>19:27:07 New Hours</b>

If you have any questions or comments regarding this monthly report please contact

Heidi Arnson at 763.231.2801 or harnson@northmetrotv.com.

# **NORTH METRO TV** Production Statistics 2021

Programming Statistics														21 Average		
	J	F	M	A	M	J	JU	A	S	O	N	D	21 Total	21 Average		
<b>Cablecast Programs</b>	2478.00	2262.00	2542.00	2186.00	2335.00	2179.00	2471.00	2463.00	2490.00	2956.00	2508.00	2390.00	29260.00	2438.33		
Cablecast Hours	1985.50	1945.50	2090.75	2089.50	2275.50	1860.00	2181.00	2121.00	1989.00	2313.00	1885.00	2046.50	24758.25	2063.19		
Programs Produced - Public	18.00	12.00	19.00	15.00	15.00	15.00	13.00	15.00	12.00	17.00	14.00	16.00	181.00	15.08		
Program Hours Produced - Public	14.00	10.00	15.00	11.00	12.00	11.75	10.00	11.25	9.75	13.00	10.00	11.75	139.50	11.63		
Prog. Produced - Affiliated Public	6.00	6.00	8.00	5.00	4.00	6.00	6.00	8.00	5.00	8.00	7.00	7.00	76.00	6.33		
Prog. Hours Produced - Affil. Public	6.00	5.00	6.50	6.50	3.00	6.50	6.50	5.25	3.25	5.00	5.75	5.75	66.00	5.50		
Programs Produced - City Staff	10.00	6.00	6.00	7.00	9.00	4.00	4.50	4.00	4.00	4.00	3.00	3.00	64.50	5.38		
Prog. Hours Produced - City Staff	14.50	12.00	6.25	20.50	18.00	4.00	3.75	4.50	6.00	4.50	4.00	4.00	102.00	8.50		
Programs Produced - NMTV Staff	49.00	46.00	99.00	37.00	50.00	48.50	91.00	38.00	50.00	61.00	40.00	40.00	649.50	54.13		
Prog. Hours Produced - NMTV Staff	39.50	39.25	53.00	34.00	51.00	45.00	84.00	33.25	49.75	67.50	38.00	33.00	567.25	47.27		
Total Public Programs Produced	24.00	18.00	27.00	20.00	21.00	21.00	23.00	17.00	25.00	21.00	21.00	23.00	257.00	21.42		
Total Staff Programs Produced	59.00	52.00	105.00	64.00	59.00	53.00	95.00	42.00	54.00	65.00	43.00	43.00	714.00	59.50		
Total Internal Programs Produced	83.00	70.00	132.00	84.00	78.00	74.00	114.00	65.00	71.00	90.00	64.00	66.00	971.00	80.92		
% Staff Produced Programs	71.08%	74.29%	79.55%	68.75%	75.64%	71.62%	83.33%	64.62%	76.06%	72.22%	67.19%	65.15%	73.53%	73.53%		
External Programs Submitted	28.92%	25.71%	20.45%	31.25%	24.36%	28.38%	16.67%	35.38%	23.94%	27.78%	32.81%	34.85%	26.47%	26.47%		
External Program Hours	15.00	27.00	24.00	23.00	18.00	23.00	19.00	24.00	21.00	24.00	30.00	18.00	266.00	22.17		
External Program Hours	11.50	19.50	21.25	20.25	15.00	21.00	18.00	21.50	19.00	21.00	25.00	16.00	229.00	19.08		
Total New Programs	98.00	97.00	156.00	87.00	96.00	97.00	133.00	89.00	92.00	114.00	94.00	84.00	1237.00	103.08		
<b>Public Equipment Usage Statistics</b>																
Facility Hours Available	105.00	105.00	140.00	119.00	112.00	131.00	133.00	126.00	91.00	98.00	119.00	112.00	1391.00	115.92		
Camera Check Outs	5.00	4.00	7.00	6.00	3.00	4.00	4.00	4.00	3.00	3.00	8.00	8.00	66.00	5.50		
Studio A	0.00	0.00	0.00	0.00	0.00	0.00	0.00	0.00	0.00	0.00	0.00	0.00	12.00	1.00		
% of Available Time	0.00%	0.00%	0.00%	0.00%	0.00%	0.00%	0.00%	0.00%	0.00%	0.00%	0.00%	0.00%	0.86%	0.86%		
Studio B	0.00	0.00	0.00	0.00	6.50	0.00	14.00	10.25	0.00	3.00	12.00	28.50	74.25	6.19		
% of Available Time	0.00%	0.00%	0.00%	0.00%	5.80%	0.00%	10.53%	8.13%	0.00%	3.06%	10.08%	25.45%	53.4%	5.34%		
Editing	16.00	17.00	19.50	18.00	15.50	12.50	15.75	35.25	8.50	14.75	26.50	19.00	218.25	18.19		
% of Available Time	15.24%	16.19%	13.93%	15.13%	13.84%	9.54%	11.84%	27.98%	9.34%	15.05%	22.27%	16.96%	15.69%	8.17%		
Number of Public Facility Users	5.00	2.00	4.00	6.00	9.00%	4.00	11.00	10.00	3.00	9.00	25.00	20.00	99.09	8.26		
Total Hours of Public Use	49.00	26.00	49.00	84.00	29.50	25.50	29.75	45.50	8.50	29.75	36.50	47.50	460.50	38.38		
<b>Production Van/Volunteer Statistics</b>																
Number of Van Shoots	0.00	0.00	12.00	3.00	8.00	7.00	2.00	4.00	9.00	9.00	3.00	3.00	60.00	5.00		
Total Van Usage Hours	0.00	0.00	67.50	18.00	46.00	44.25	14.25	20.75	60.75	59.75	20.50	21.50	373.25	31.10		
Number of VmX Shoots	13.00	14.00	11.00	3.00	4.00	2.00	4.00	0.00	2.00	6.00	5.00	2.00	0.16	0.42		
Intern Hours	27.50	10.00	17.00	10.00	20.25	44.25	12.00	28.50	40.25	18.75	6.50	10.75	245.75	20.48		
Volunteer Hours	0.00	0.00	4.00	8.00	4.00	27.00	49.50	0.00	4.00	27.75	28.50	0.00	152.75	12.73		
<b>Workshop Statistics</b>																
Number of Live Workshops	2.00	3.00	2.00	4.00	2.00	0.00	3.00	3.00	1.00	5.00	4.00	5.00	34.00	2.83		
Number of Students at Live Workshops	23.00	27.00	29.00	30.00	12.00	0.00	12.00	19.00	10.00	13.00	9.00	23.00	207.00	17.25		
VOD Students All Workshops	3677.00	2640.00	3908.00	5394.00	5422.00	6850.00	3650.00	3552.00	4124.00	293665.00	60923.00	10505.00	404110.00	33675.83		
<b>Media Transfer Statistics</b>																
Total Transfer Equip. Usage Hours	367.00	358.00	587.50	429.00	302.50	230.50	345.25	412.75	200.50	130.50	391.50	507.75	4282.75	356.90		
Tapes Transferred	74.00	77.00	153.00	134.00	92.00	37.00	69.00	97.00	56.00	65.00	126.00	139.00	1119.00	93.25		
Film Reels Transferred	136.00	101.00	76.00	52.00	83.00	57.00	79.00	88.00	13.00	13.00	42.00	169.00	3.83	29.74		
Slides/Photos Transferred	516.00	1097.00	850.00	860.00	300.00	363.00	166.00	89.00	1457.00	1168.00	2273.00	533.00	9672.00	805.00		
DVDs Copied	3.00	15.00	73.00	92.00	0.00	0.00	0.00	45.00	3.00	0.00	0.00	22.00	253.00	21.08		
Transfer Hours By Public	10.50	32.00	74.00	40.50	35.00	23.50	4.25	13.25	0.00	3.50	2.50	14.75	253.75	21.15		
Transfer Hours By Staff	376.50	326.00	513.50	388.50	267.50	207.00	341.00	399.50	200.50	127.00	389.00	493.00	4029.00	335.75		
<b>NMTV YouTube Statistics</b>																
Number of Viewers	23800.00	21198.00	26738.00	20378.00	26205.00	78020.00	19290.00	19875.00	21179.00	267700.00	67568.00	24403.00	616354.00	51362.83		
Total Videos Viewed	38487.00	34307.00	46359.00	28623.00	39801.00	98880.00	25592.00	28566.00	34266.00	346891.00	87635.00	34888.00	844095.00	70341.25		
Total Hours Watched	3620.20	3201.00	5147.00	1653.00	4364.00	16114.00	1848.50	1653.00	2927.25	19079.00	4820.00	2243.00	66669.95	5555.83		
Number of New Subscribers	132.00	103.00	145.00	84.00	141.00	335.00	61.00	55.00	123.00	1474.00	338.00	89.00	3080.00	256.67		
Total Impressions	532400.00	507655.00	668404.00	462844.00	559725.00	2187848.00	401947.00	441487.00	518344.00	3720835.00	1088997.00	484967.00	11555453.00	962954.42		
<b>NMTV Website Statistics</b>																
Number of Users	6103.00	5860.00	5347.00	4313.00	3534.00	4072.00	4563.00	3810.00	5244.00	6525.00	4900.00	3224.00	57495.00	4791.25		
Number of Views	20923.00	16285.00	14476.00	9558.00	8928.00	10641.00	12497.00	8021.00	13772.00	22432.00	10949.00	8024.00	156526.00	13043.83		
Live Stream Views	1324.00	1692.00	2182.00	599.00	845.00	1360.00	2205.00	694.00	2524.00	5837.00	1291.00	1151.00	21704.00	1808.67		

---

---

NORTH METRO TV

---

---

TO: CABLE COMMISSION  
FROM: HEIDI ARNSON  
SUBJECT: CLOSED CAPTIONING UPDATE MARCH 2022  
DATE: 3/10/2022

---

Providing closed captioning for all live and recorded programs produced at NMTV is a major goal for 2022 and thereafter. During the budgeting process, last year, assessments were made regarding the best option for moving forward and money was budgeted for the introduction of closed captioning to the system.

Since that time, developments have occurred with Tightrope technology that could be beneficial to NMTV in the area of closed captioning.

**Background**

- It has been determined by Legal Counsel that the Commission has a legal responsibility to provide some form of closed captioning, based on ADA requirements.
- NMTV staff has been conducting ongoing research regarding various hardware and software options for introducing the service.
- Recently, Tightrope Systems, the hardware and software system NMTV uses for all of its programming and channel management, has created a closed captioning service that integrates with the Tightrope system.

Based on research done earlier last year, our initial recommendation, for closed captioning equipment, was to purchase ENCO hardware, software, and support. We budgeted for one system, at a cost of up to \$60,000. The benefits of the ENCO system were unlimited captioning hours, very good captioning accuracy, and sidecar files that allow for easier post captioning editing. The down sides were cost and that each encoder could only caption one live stream at a time.

Since that recommendation, Tightrope has introduced its own captioning system. The benefits of this system include not having to purchase hardware or software (the system utilizes the encoders we already have, and it makes use of Amazon AWS/ARS auto speech recognition), and the ability to live stream all of our live feeds right away. The only expense is the annual fee for hours of captioning. We could require the 1000 hour rate of \$6,200. The negatives include less robust

accuracy and no sidecar files, resulting in a time consuming and difficult post editing process.

### Considerations

- We are required to provide **some form** of closed captioning.
- The Tightrope system would accomplish that requirement.
- The Tightrope system would likely be less accurate and we will very likely not be able to make changes.
- We would be able to start closed captioning on all of our live feeds immediately with Tightrope.
- We would be able to live caption one live feed at a time with an ENCO system.
- Tightrope appears to result in a significant amount of savings. We would only have to pay for the number of hours of captioning as we already own the necessary equipment.
- In order to add the ability to live stream additional feeds with the ENCO system (we could easily have three meetings and a live sporting event at the same time) we would need to purchase separate equipment for each live feed. We would only be able to do that over time.
- The Tightrope system is fairly new and will undoubtedly improve over time.
- We will need Councils to know that their speech is being closed captioned and it would be beneficial for them to use their microphones and speak clearly.

Programming Coordinator, Michele Silvester, set up test runs of both the Tightrope and ENCO systems.


The ENCO demo took place on February 11<sup>th</sup>. The system performed very well, although not perfectly. During the demo, the possibility of setting up the ENCO system to close caption pre-recorded video was suggested as a compliment to the Tightrope system captioning most live feeds. We were told this set-up would cost less than the originally priced arrangement.

We are still in the process of testing the Tightrope captioning service. It was necessary for us to update the Tightrope software first. After that, we discovered some networking issues. An initial test was conducted in mid-February. The results were better than expected.

We are currently thinking a combination of the two systems might serve us best. With the Tightrope service we would be able to caption all live streams right away. We would be charged a per-minute fee for captioning, and we would expect to purchase the 1,000 hour level for \$6,200, although by combining

systems we could possibly buy fewer minutes. We could also purchase one ENCO encoder system to caption all pre-recorded shows. This would include city meetings, once they are recorded. We would purchase the system outright and not pay a per-minute fee. This would allow us unlimited captioning ability on recorded programs. With the Tightrope system we would have to pay to caption the live meetings, and then pay again to caption the recorded meeting for playback and video on demand. That would amount to paying twice to caption one show. We are still working networking issues. We want to be sure both services provide captioning on all cable and streaming channels, as well as our videos on Youtube.

Once we are certain both options work we will move forward with providing the services. Based on current bids, it looks like the combination of both services would come in under the budgeted amount.



**Bradley Law**  
Attorneys at Law

**MEMORANDUM**

**To: North Metro Telecommunications Commission**  
**From: Michael R. Bradley, Michael C. Athay, and Tou Xiong**  
**Re: March 2022 Legal Report**  
**Date: March 10, 2022**

---

**Cable Franchising Litigation - City of Eugene v. FCC, 998 F.3d 701 (6th Cir. 2021)**

On February 18, 2022, the United States Supreme Court considered the Petition for Writ of Certiorari in *City of Eugene v. FCC* in conference. On February 22, 2022, we were notified of a docket entry indicating the United States Supreme Court denied the Petition. On February 24, 2022, the Sixth Circuit filed a letter from the Supreme Court confirming the Petition was denied. This concludes the litigation concerning the FCC's Third Report and Order. Thank you for your participation and your trust in our firm to advocate on your behalf. We believe the appeal resulted in significant benefits for your jurisdiction and for local governments generally.

While the litigation has concluded, there are other efforts underway to fully nullify the Third Report and Order. For example, the Protecting Community Television Act (HR 6219/S 3361) was reintroduced, which would reverse the FCC's ruling that cable companies are permitted to subtract noncash (in-kind) franchise requirements from franchise fees. Attached is a summary prepared by the Alliance for Community Media. Also attached is a sample letter of support prepared by NATOA.

There may also be opportunities to advocate to the FCC that it revoke or alter the Third Report and Order. You will recall that the vote on the Third Report and Order was 3-2. The only 2 remaining voting members at the FCC voted against adoption of the Order. The Senate has not confirmed a fifth FCC commissioner yet. Once the fifth commissioner is confirmed, we may be able participate in additional advocacy at the FCC.

Since this case has been going on for many years now, we thought you might appreciate a short summary. In 2019, the FCC issued an Order that altered the way cable franchise fees would be calculated. Essentially, the FCC ruled that a cable operator could reduce the franchise fees it pays to a local franchising authority by the fair market value of most noncash franchise requirements. An example of noncash franchise requirements are the fiber and cable lines that connect a City Hall to a local government playback facility. Comcast has argued in the past that the fair market value of these lines is \$1,600 per month per location, which would be a significant annual cost to many local governments. Since many local PEG media departments and joint powers cable commissions are funded in large part by franchise fees, this FCC Order had significant negative consequences. The FCC Order also preempted all local government regulations on noncable services provided over a cable system. Noncable services would include internet services.

Your jurisdiction joined a large consortium of diverse municipal entities, which included the City of Philadelphia, City of Oklahoma City, City of Minneapolis, and City of Sioux Falls to appeal the FCC Order. Appeals of FCC orders are heard by the United States Court of Appeals. This case was ultimately assigned to the Sixth Circuit Court of Appeals. In City of Eugene v. FCC, 998 F.3d 701 (6th Cir. 2021), the Sixth Circuit upheld the FCC Order in part and reversed it in part. On the franchise fee issue, the Court ruled that noncash franchise requirements can be deducted from franchise fees, but importantly ruled that the amount is not fair market value but rather the cable operator's marginal cost. In our view, this nullified nearly all of the negative financial impact on the local governments related to the franchise fee issue. On the regulation of noncable services, the Sixth Circuit rejected the FCC blanket preemption of local government regulation of noncable services provided over a cable system. The Court ruled that local governments can regulate noncable services provided over a cable system provided the regulation is not inconsistent with the federal Cable Act. However, the Court went on to rule that a license fee charged by an Oregon City on a cable operator's internet service was inconsistent with the Cable Act and therefore preempted.

On November 1, 2021, the City of Eugene, Oregon, and other local governments filed a Petition with the United States Supreme Court seeking review of the Sixth Circuit's decision preempting fees on noncable services. On November 16, 2021, we filed a letter with the U.S. Supreme Court indicating that our municipal consortium supported the granting of the Petition and letting the Court know that we would not be filing a brief related to the granting of the Petition. Following our filing, other local governments filed similar letters. On February 22, 2022, the U.S. Supreme Court denied the Petition.

### **Biden Nominations for Open FCC Seats**

The Senate Commerce Committee advanced President Biden's FCC Commissioner nominee, Gigi Sohn, on March 3, 2022, on a 14-14 vote.

### **New Minnesota Broadband Bill Introduced at Legislature**

From the Minnesota Rural Broadband Coalition: House File 3605 was introduced in the Minnesota House of Representatives. The bill would establish a new pilot program within the Border-to-Border Grant Program that funds line extensions from existing networks to connect nearby households in unserved areas. Reps. Jordan Rasmusson (R-Fergus Falls), Rob Ecklund (DFL-Int'l Falls) and Dave Lislegard (DFL-Aurora) are the bill's authors. The Senate is expected to introduce its identical version of the bill.

This legislation would allow consumers to use an online portal to report there is no service available at their home or business. From there, the Office of Broadband Development would share that address to all broadband service providers in the area and if it is determined that no service is available OBD would conduct a reverse auction and fund a grant of no more than \$25,000 to the provider to extend wireline service to the household. The project must be completed within one year of the grant award. If service is already available, that provider must notify the household of the service as well as any broadband assistance programs available to them.

The Minnesota Cable Communications Association is sponsoring the legislation. The Coalition is currently reviewing the legislation and consulting with stakeholders to gather feedback on the impact it will have.

### **FCC's OTARD Ruling Upheld**

From NATOA: Last week, the D.C. Circuit Court of Appeals released its decision, *Children's Health Defense, et al. v. FCC*, upholding the FCC's Over-the-Air Reception Device (OTARD) Report and Order, which expands the preemption of local zoning and other codes, as well as HOA, lease and similar restrictions, that impair the mounting, maintenance or use of certain OTARDs on the antenna user's property, including, for example, condo balconies and other areas under the exclusive control of the antenna user. The Order extends the preemption to "hub and relay" antennas that are used for the distribution of broadband-only fixed wireless services to multiple customer locations, regardless of whether they are primarily used for this purpose, provided the antennas satisfy other conditions of the OTARD rule.

### **First Circuit Refuses to Rehear *Spectrum Northeast, LLC v. Frey* – Decision Upholding Maine Pro Rata Consumer Protection Cable Law**

In February, the First Circuit of the United States Court of Appeals denied a Motion by Charter Communications to rehear a decision upholding a Maine law requiring cable operators prorate customer final bills rather than allowing cable operators to charge for a full month following termination.

### **Ninth Circuit Upholds California's Net Neutrality Law**

On January 28, 2022, the Ninth Circuit Court of Appeals released its opinion in *ACA Connects v. Bonta* upholding the District Court's denial of industry's preliminary injunction trying to prevent enforcement of California's net neutrality law. The panel found the industry groups are not likely to succeed on the merits of their challenge to California's net neutrality law because it is not preempted by federal law and in the *Restoring Internet Freedom Order*, the FCC gave up any authority it had to preempt state net neutrality laws. ISPs seeking the preliminary injunction petitioned for *en banc* review by the 9<sup>th</sup> Circuit. The Court's decision means the status quo remains in effect and California can continue to enforce its ban on internet providers slowing down or blocking access to websites and applications that don't pay for premium service. For further information: <https://kstp.com/associated-press/ap-science-technology/in-blow-to-telecoms-californias-net-neutrality-law-upheld/> Read the Minnesota Rural Broadband Coalition's article at [www.mnbroadband.com](http://www.mnbroadband.com).

### **FCC Adopts Order Governing Competitive Service In Multi-Tenant Environments**

On February 15, 2022, the FCC adopted a Report and Order and Declaratory Ruling intended to ensure competitive choice of communications services for those living and working in multiple tenant environments (MTEs). The Order takes three actions:

- Adopts new rules prohibiting providers from entering into certain types of revenue sharing agreements that are used to evade our existing rules and keep competitive providers out of the building.



- Adopts new rules requiring providers to disclose the existence of exclusive marketing arrangements in simple, easy-to-understand language that is readily accessible.
- In its Declaratory Ruling, clarifies that existing Commission rules regarding cable inside wiring prohibit so-called “sale-and-leaseback” arrangements which effectively deny access to alternative providers.

The new rules and the declaratory ruling take effect 30 days after publication in the Federal Register, with the following exceptions: For existing contracts with exclusive and graduated revenue sharing agreements, compliance with the prohibition on enforcing such agreements will be required 180 days after publication in the Federal Register. Also, the Commission will not enforce compliance with the disclosure requirement for existing exclusive marketing arrangements until the later of (1) the Office of Management and Budget completing its review of the new requirements pursuant to the paperwork Reduction Act, or (2) 180 days after publication in the Federal Register. The FCC’s announcement of the Order is available here: <https://www.fcc.gov/document/fcc-acts-increase-broadband-competition-apartment-buildings-0>

### **Congress Steps Into Dispute Over 5G Interference With Airline Operations**

The House Transportation Committee heard testimony on February 3 from the head of the Federal Aviation Administration, airline groups and a trade group for telecommunications companies in an effort to understand and resolve concerns over interference of 5G high-speed wireless services with essential equipment of some commercial airliners, equipment that measures the height of the plane above the ground, particularly in low visibility situations. Some flights have been canceled since Verizon and AT&T turned on their new networks in January. Predictions of widespread cancellations turned out to be wrong, however, and the Federal Aviation Administration has cleared 90% of the nation’s airline fleet to land during poor visibility at airports near 5G cell towers. Some planes are still restricted, and a permanent fix for the entire fleet is likely at least a year away, FAA Administrator Stephen Dickson said during a hearing of the House aviation subcommittee. The FAA and the FCC have disagreed in recent weeks over whether the interference problem is serious and must be resolved before 5G transmitters near airports can be turned on. FAA Administrator Stephen Dickson told the Committee that regulators and experts from both the telecommunications and airline industries are now working together to ensure a safe rollout. Additional information is available here: <https://kstp.com/world/congress-takes-up-controversy-over-5g-service-near-airports/>

### **Implementation of the Affordable Connectivity Program (WC Docket No. 21-450)**

In January, the FCC released its Report and Order and NPRM implementing the Affordable Connectivity Program, an extension of a modified Emergency Broadband Benefit Program included in the Infrastructure Investment and Jobs Act. The Wireline Competition Bureau previously released three orders (November Order, December 8 Order and December 30 Order) with preliminary guidance on the transition from the EBB to the ECP Program. The NPRM seeks comment on establishing a grant program for outreach regarding the ACP, implementing a mechanism for determining the application of the enhanced benefit for high-cost areas, and on a potential pilot program focused on increasing the awareness and enrollment of eligible households participating in Federal Public Housing Assistance Programs. Comments must be submitted by March 16, 2022, replies by April 15, 2022.

## **FCC Open Meeting March 16, 2022**

The Tentative Agenda for the March Open Meeting includes a Notice of Inquiry on digital redlining, a Notice of Proposed Rulemaking on pole attachments and announcement of the selection of a fourth, and final, set of projects selected for the Connected Care Pilot Program. The Meeting commences at 10:30 a.m. Eastern Standard Time.

The *Preventing Digital Discrimination* Notice of Inquiry (GN Docket No. 22-69), if adopted, will lay the groundwork for a Notice of Proposed Rulemaking to address the Infrastructure Act requirement that the FCC to adopt rules, not later than two years after enactment of the Act, “to facilitate equal access to broadband internet access service.” Among other obligations associated with this provision, the FCC must “develop model policies and best practices that can be adopted by States and localities to ensure that broadband internet access service providers do not engage in digital discrimination.” Chairwoman Rosenworcel has tasked the Communications Equity and Diversity Council with advising on some of these issues. ([Here is a link](#) to the video and agenda for the most recent CEDC meeting.) The March meeting also includes a Second FNPRM on pole attachments that addresses the allocation of costs when poles need to be replaced to accommodate new attachments. As drafted, it does not reach municipal power poles or otherwise take up the SHLB Coalition’s request that the FCC address municipal, public power and coop pole attachment policies. The FNPRM is in the “Accelerating Wireline Broadband Deployment by Removing Barriers to Infrastructure Investment” proceeding (WC Docket No. 17-84).

## *PROTECTING COMMUNITY TELEVISION ACT*

(HR 6219/S 3361):

### WHY THIS LEGISLATION IS NEEDED

The FCC's 2019 Franchise Fee Order *redefines* the federal Cable Act's 5% franchise fee to include the value of most non-monetary franchise obligations as franchise fees. This change allows cable companies to reduce what they pay for the use of public property and rights-of-way. The Protecting Community Television Act (HR 6219/S 3361) corrects this error by clarifying franchise fees are only monetary.

### BACKGROUND

The Cable Act protects the rights of a local community to charge cable companies a five (5%) percent franchise fee and to meet community needs and interests, such as providing public, educational and governmental channel capacity. Contrary to industry practices that date to the 1980s, the FCC's actions could result in reducing cable operators' monetary compensation to towns and municipalities that wish to communicate with residents through community television. The FCC Order could force communities to choose between franchise fees or communicating with residents through community media that provide Americans with local civic, public safety and public health content.

The Protecting Community Television Act ((HR 6219/S 3361) clarifies that only monetary payments, not non-monetary franchise obligations, qualify as Cable Act franchise fees and are subject to a fee cap. Without it, a cable operator could create fees to drain away municipal revenues and pressure municipalities to give up or de-staff channels.

The bill is authored by Senators Ed Markey (MA) and Tammy Baldwin (WI). Rep. Anna Eshoo (CA) and Pete DeFazio (OR) are the House authors. As of February 1, the bill has 15 co-sponsors in the Senate and 19 co-sponsors in the House.

### CONTACT INFORMATION

For further information, contact

Mike Wassenaar, Alliance for Community Media ([mwassenaar@allcommunitymedia.org](mailto:mwassenaar@allcommunitymedia.org))

Asad Ramzanali, Office of Rep. Anna Eshoo ([Asad.Ramzanali@mail.house.gov](mailto:Asad.Ramzanali@mail.house.gov))

Bennett Butler, Office of Sen. Edward Markey ([Bennett\\_Butler@markey.senate.gov](mailto:Bennett_Butler@markey.senate.gov))

[NAME/ADDRESS OF REPRESENTATIVE]

*Re: S. 3361/H.R. 6219 - Protecting Community Television Act*

Dear [Senator] [Representative] \_\_\_\_\_:

As [INSERT TITLE] of the [INSERT CITY/COUNTY], and on behalf of the constituents we share, I request your leadership in cosponsoring the Protecting Community Television Act (S. 3361) (H.R. 6219), introduced by Senator Markey and Representative Eshoo.

The Protecting Community Television Act makes a targeted amendment to the Cable Act to reaffirm Congress's original intent to protect the long-standing ability of local governments to manage public property and provide for local media through public, educational and governmental access channel ("PEG") in cable franchise agreements. In 2019, the Federal Communications Commission issued an order that undermines this ability by redefining the term "franchise fees" as used in the Cable Act, substituting its preferred definition for that written by Congress in 1984.

Your cosponsorship of [S. 3361/H.R. 2619] is critical to correcting the FCC's recharacterization "franchise fees" and reaffirming Congress's goal to protect diverse, local media through PEG access provisions in cable franchises.

Sincerely,

---

---

**NORTH METRO TV**

---

---

**TO:** CABLE COMMISSION  
**FROM:** HEIDI ARNSON  
**SUBJECT:** EXECUTIVE COMMITTEE NOMINATIONS  
**DATE:** 2/25/2022

---

Each year, the Commission is required to elect an Executive Committee comprised of Chair, Vice Chair, Treasurer, and Secretary. This Committee meets quarterly on the first Wednesday of March, June, September and December, at 6:00 p.m. at the NMTV facility. The Executive Committee discusses matters that will come before the full Commission, and makes recommendations, to the full Commission, regarding those matters.

Any member of the Commission can hold any seat, except that a Member cannot hold the same seat three years consecutively.

Four Members of the Commission have indicated a willingness to serve on the Executive Committee. They are Julie Jeppson, Dale Stoesz, Brandon Winge, and Barbara Goodboe-Bishoff. Recommendations for approval by the full Commission will take place at the March 2<sup>nd</sup> meeting.

---

---

NORTH METRO TV

---

---

TO: CABLE COMMISSION  
FROM: HEIDI ARNSON  
SUBJECT: PEG FEE PAYMENTS TO CITIES  
DATE: 2/25/2022

---

The 2022 PEG fee disbursements were sent to Cities in early February. Historically, the Cable Commission has approved this payment prior to it being sent out. Because of the new quarterly meeting schedule, this could not take place.

As the amount to be disbursed was determined during the budgeting process, and the formula for determining each Cities portion of the funds is established in Joint Powers Agreement, Cable Commission approval prior to the disbursement is a formality. Nevertheless, Legal Counsel recommended that staff obtain approval from the Operations Committee and Commission Vice Chair before sending the checks. That approval was obtained, and the checks were sent.

**RECOMMENDED MOTION: To approve the 2022 PEG fee payments to Cities.**

# DISBURSEMENT OF PEG FEES RECEIVED BY CITIES IN 2022

TABLE I

CITY	2021 CABLE COMPANY REVENUE BY CITY *		TOTAL SYSTEM REVENUE *		CITY REVENUE AS % OF SYSTEM REVENUE
Blaine	\$13,601,759	÷	\$24,643,978	=	55.19303%
Centerville	\$861,180	÷	\$24,643,978	=	3.49448%
Circle Pines	\$1,041,974	÷	\$24,643,978	=	4.22811%
Ham Lake	\$3,403,324	÷	\$24,643,978	=	13.80996%
Lexington	\$411,295	÷	\$24,643,978	=	1.66895%
Lino Lakes	\$3,957,657	÷	\$24,643,978	=	16.05933%
Spring Lake Park	\$1,366,789	÷	\$24,643,978	=	5.54614%
<b>TOTAL:</b>	\$24,643,978	÷	\$24,643,978	=	100.00000%

TABLE II

CITY	TOTAL FEES RETAINED BY CITIES		CITY REVENUE AS % OF SYSTEM REVENUE		TOTAL FEES RETAINED BY EACH CITY
Blaine	\$225,000	x	55.19303%	=	\$124,184.32
Centerville	\$225,000	x	3.49448%	=	\$7,862.58
Circle Pines	\$225,000	x	4.22811%	=	\$9,513.25
Ham Lake	\$225,000	x	13.80996%	=	\$31,072.41
Lexington	\$225,000	x	1.66895%	=	\$3,755.14
Lino Lakes	\$225,000	x	16.05933%	=	\$36,133.49
Spring Lake Park	\$225,000	x	5.54614%	=	\$12,478.81
<b>TOTAL:</b>	\$225,000	x	100.00000%	=	\$225,000.00

\* All amounts are rounded to nearest dollar.

---

---

NORTH METRO TV

---

---

TO: CABLE COMMISSION  
FROM: HEIDI ARNSON  
SUBJECT: INSURANCE LIABILITY WAIVER  
DATE: 2/25/2022

---

Every year, as an administrative matter, the Commission has to decide whether or not to waive the statutory tort liability limits for insurance purposes. This decision determines the amount an individual would be able to recover on any claim to which the statutory tort limits apply. In the past, the Commission has opted to NOT WAIVE the monetary limits on municipal tort liability.

**RECOMMENDED MOTION: To NOT WAIVE the monetary limits on municipal tort liability.**





CONNECTING & INNOVATING  
SINCE 1913

## LIABILITY COVERAGE – WAIVER FORM

**Members who obtain liability coverage through the League of Minnesota Cities Insurance Trust (LMCIT) must complete and return this form to LMCIT before the member's effective date of coverage. Return completed form to your underwriter or email to [pstech@lmc.org](mailto:pstech@lmc.org).**

*The decision to waive or not waive the statutory tort limits must be made annually by the member's governing body, in consultation with its attorney if necessary.*

Members who obtain liability coverage from LMCIT must decide whether to waive the statutory tort liability limits to the extent of the coverage purchased. The decision has the following effects:

- *If the member does not waive the statutory tort limits*, an individual claimant could recover no more than \$500,000 on any claim to which the statutory tort limits apply. The total all claimants could recover for a single occurrence to which the statutory tort limits apply would be limited to \$1,500,000. These statutory tort limits would apply regardless of whether the member purchases the optional LMCIT excess liability coverage.
- *If the member waives the statutory tort limits and does not purchase excess liability coverage*, a single claimant could recover up to \$2,000,000 for a single occurrence (under the waive option, the tort cap liability limits are only waived to the extent of the member's liability coverage limits, and the LMCIT per occurrence limit is \$2,000,000). The total all claimants could recover for a single occurrence to which the statutory tort limits apply would also be limited to \$2,000,000, regardless of the number of claimants.
- *If the member waives the statutory tort limits and purchases excess liability coverage*, a single claimant could potentially recover an amount up to the limit of the coverage purchased. The total all claimants could recover for a single occurrence to which the statutory tort limits apply would also be limited to the amount of coverage purchased, regardless of the number of claimants.

Claims to which the statutory municipal tort limits do not apply are not affected by this decision.

---

LMCIT Member Name: \_\_\_\_\_

*Check one:*

☐ The member **DOES NOT WAIVE** the monetary limits on municipal tort liability established by Minn. Stat. § 466.04.

☐ The member **WAIVES** the monetary limits on municipal tort liability established by Minn. Stat. § 466.04, to the extent of the limits of the liability coverage obtained from LMCIT.

Date of member's governing body meeting: \_\_\_\_\_

Signature: \_\_\_\_\_ Position: \_\_\_\_\_

**Subject:** NEWS: NATOA Applauds Committee Vote on Sohn Nomination  
**From:** NATOA <trideout@natoa.org>  
**Date:** 3/3/2022, 9:42 AM  
**To:** harnson@northmetrotv.com



## NATOA Applauds Committee Vote on Sohn Nomination

**FOR IMMEDIATE RELEASE**

**March 3, 2022**

**Contact:** Nancy Werner, [nwerner@natoa.org](mailto:nwerner@natoa.org)

**ALEXANDRIA, VA --** Today, the Senate Commerce Committee voted to approve the nomination of Gigi Sohn to be a Commissioner of the FCC, advancing President Biden's nominee for consideration by the full Senate. NATOA's President, Michael Russo, issued the following statement:

"NATOA applauds Senator Cantwell and the Commerce Committee for moving Gigi Sohn's nomination to the full Senate. We congratulate Ms. Sohn and look forward to her confirmation to fill the long-vacant fifth Commissioner seat. A fully staffed FCC is necessary to ensure that federal communications policies promote and protect the public interest, including NATOA's efforts to protect consumers, enhance public safety, promote and expand community media and advance other local government communications goals."

##



NATOA | 3213 Duke Street, Suite 695, ALEXANDRIA, VA 22314

[Unsubscribe](#) [harnson@northmetrotv.com](mailto:harnson@northmetrotv.com)

[Update Profile](#) | [Constant Contact Data Notice](#)

Sent by [trideout@natoa.org](mailto:trideout@natoa.org) powered by



Try email marketing for free today!



[Newsletter Signup](#) [Sign In](#) [Register](#)

- [5G](#)
- [6G](#)
- [The Edge](#)
- [Open RAN](#)
- [The Cloud](#)
- [Security](#)
- [AI/Automation](#)
- [Cable Tech](#)
- [Optical/IP](#)
- [SD-WAN](#)
- [OSS/BSS/CX](#)
- [Events](#)
- [Resources](#)
- [Market Leaders](#)

## Fixed wireless an 'inferior product,' Comcast CEO says



News Analysis [Jeff Baumgartner, Senior Editor, Light Reading 3/7/2022](#)

Verizon and T-Mobile have had some success picking up fixed wireless access (FWA) subscribers in recent quarters, but Comcast, which has seen the [pace of its own broadband growth slow down](#), isn't overly worried about FWA's performance.

FWA is an "inferior product," Comcast Chairman and CEO Brian Roberts said today at the Morgan Stanley Technology, Media & Telecom Conference. "Today, we can say we don't feel much of an impact [from] that."

'We don't take [FWA] for granted, but we've seen lower priced, lower speed offerings before,' Comcast Chairman and CEO Brian Roberts said, referring to Comcast's past entanglements with

DSL.

Pictured is Roberts attending a ceremony in 2019 marking the announcement of a strategic partnership between Alibaba Group and Universal Beijing Resort for a new theme park experience in Beijing, China.

(Source: Reuters/Alamy Stock Photo)

Though Comcast isn't feeling much competitive heat from FWA, the category itself captured about 38% of US broadband industry adds in the fourth quarter of 2021, according to a fresh market analysis from MoffettNathanson. T-Mobile has claimed that about half of its FWA subs are coming from cable competitors.

### **DSL comparisons**

But Roberts believes Comcast is more than prepared to compete with what he termed a lower-speed option.

"We've seen that with DSL in the past," Roberts said, referring to an old wireline technology that telcos such as AT&T and Verizon are rapidly phasing out. "We don't take it for granted, but we've seen lower priced, lower speed offerings before." Roberts expressed skepticism that the technology will remain "viable" in the long term.

Fiber-to-the-premises (FTTP) competition is a different story with respect to performance.

Roberts noted that Comcast has been dealing with FTTP competition for more than 15 years, and has been able to grow its broadband base each year, adding 22 million broadband subs during that span. He estimates that about 40% of Comcast's footprint is overbuilt by fiber, and expects that to rise to 55% in the next five years.

That expected increase is "very manageable," he said. "We take it seriously. We know that playbook. It happens neighborhood-by-neighborhood. We know when the trucks are wiring up that neighborhood."

When asked how Comcast intends to differentiate in a broadband market that's only getting more competitive, Roberts pointed out that the operator now offers up to 1.2 Gbit/s (downstream) across its DOCSIS 3.1 footprint, and has unleashed a new gateway with Wi-Fi 6E capable of supporting multi-gigabit speeds. And while 28% of customers took speeds of 320 Mbit/s or more two years ago, that number has jumped to 55%. He said that's a relevant comparison given the speeds that many FWA-based services deliver today.

Roberts also reiterated that Comcast will focus on upgrades to DOCSIS 4.0 and the pursuit of 10-gig speeds, but didn't get into possible launch timing. D4.0 is "capital efficient" and will provide enough speed and capacity to "stay well ahead of consumer demand," he said.

"I understand all the concerns out there," Roberts said of the recent, slowing pace of broadband subscribers at Comcast. "But I really think we're pretty darn well positioned. "

### **'Just getting started' with mobile**

Shifting to mobile and wireless, where Comcast has taken the offensive, Roberts also labeled that as a "capital light" business, given its attachment to the Verizon MVNO and the operator's own infrastructure.

Xfinity Mobile, now a profitable business line, has about 4 million lines across 2 million broadband subscribers. That penetration is still a sliver of Comcast's base of 32 million broadband subs.

"We're just getting started," Roberts said of mobile. "I hope that as we go forward, you'll see really a combined offering between our broadband and our wireless products."

Roberts said Comcast remains interested in a hybrid approach whereby it can offload mobile traffic in high-usage areas using licensed spectrum that covers about 80% of the company's footprint.

But he also characterized the use of CBRS spectrum as an optional piece of Comcast's mobile strategy, rather than a requirement. "We only would do that if we can make it cheaper than we can buy it," Roberts said.

Roberts also shed a little light on the relationship Comcast and Charter enjoy with respect to mobile offload. The operators, which both have MVNO deals with Verizon, "have one technology roadmap to interface with Verizon," he said.

# Clarence Thomas really wants the Supreme Court to take up Section 230 now

**The conservative justice likes to bash tech, and broad interpretations of provision at the foundation of the modern internet.**

Cases related to Section 230 are on the rise.

Ben Brody

March 7, 2022

Conservative Supreme Court Justice Clarence Thomas argued once again on Monday that his colleagues should *really* take up a case that would give them an opportunity to narrow the scope of tech's favorite legal provision: Section 230.

While agreeing the high court shouldn't take up a specific case involving Meta, Thomas nonetheless took the time to write: "We should, however, address the proper scope of immunity under §230 in an appropriate case."

It's not the first time Thomas, who has made clear he's among the tech-skeptical conservatives working in the U.S. government, has gone after Sec. 230.

The law helped build the modern internet by allowing platforms to avoid being held liable for content that users post. The companies say it balances free speech while allowing them to police their own services for the most objectionable content, but both sides of the political aisle increasingly say Sec. 230 allows platforms to ignore the ills of social media.

In particular, Republicans, who claim the platforms unfairly censor them, have sought to rein in the provision as a way to punish social media companies. Thomas himself warned in 2020 of "serious consequences" from courts interpreting the immunity too broadly.

On Monday, Thomas returned to the issue, saying that "the arguments in favor of broad immunity" under the provision are not grounded in the statute's text.

In addition, on Monday, the Supreme Court declined to hear a case involving a shareholder lawsuit against Google over security flaws it didn't disclose.

# Verizon CTO: We've already converted 4.5M copper circuits to fiber

By Diana Goovaerts

Mar 4, 2022 11:16am

Verizon FiosVerizonfiber

At the end of 2021, Malady said 45% of Verizon's cell sites were connected to its fiber assets, up from 36% the previous year. (Verizon)

Verizon CTO Kyle Malady revealed the switch from copper to fiber infrastructure is saving the company millions of dollars per year and stated those benefits are expected to grow as it migrates more of its customers and central offices.

Speaking during an investor day event, Malady said Verizon has already upgraded 4.5 million circuits on its network from copper to fiber. It has also converted 36 of its central office locations to all fiber, retiring the copper plant at those locations entirely. Already, this upgrade program is delivering operational savings of around \$180 million.

"The savings are in part driven by a reduction in technician dispatches in maintaining the network and supporting customers. Additionally, we see savings because of energy from converting the copper to fiber," he explained. Malady tipped its savings figure to "continue to grow as we convert more and more customers and more and more COs."

Verizon appears to be planning to make headway on the customer front this year. The operator increased the number of Fios open for sale locations by 481,000 in 2021 to reach a total of 16.5 million by the end of the year. Malady said it's planning to add another 550,000 Fios open for sale locations in 2022.

"Fiber to new locations is pivotal both in and out of footprint. However, upgrading our existing copper plant to fiber in footprint is also very important to us," he stated.

Ultimately, Verizon is aiming for Fios to reach to 18 million open for sale homes and 8 million internet subscribers by end-2025.

## **Owned fiber**

The CTO also touted the benefits of owning its own fiber for its wireless network, pointing to its OneFiber initiative which aims to extend its infrastructure both within its LEC footprint and in 69 markets outside of that area. Malady said Verizon reaps a benefit of around \$300 million from owners economics each year.

At the end of 2021, Malady said 45% of Verizon's cell sites were connected to its fiber assets, up from 36% the previous year. That figure is expected to increase to 50% in 2022, he added.

“Owning and operating our fiber to the cell lets us scale transport easily and cost-effectively and improves our reliability. And owning our own fiber becomes even more cost-effective as the data usage grows,” he said. “Our competitors who lease most of their fiber will incur greater and greater costs going forward.”



# Big ISPs Never Stop Trying

A bill has been introduced in the Minnesota legislature (Minnesota HF 3605) that looks to bypass the normal way of making State broadband grants. The bill is described as a line-extension funding mechanism that would provide funding to bring broadband to homes that have no broadband alternative.

I like the idea of ISPs being encouraged to extend their service areas. Cable companies for years have been faulted for not building the next half-mile or mile past where service stops at the edge of every city. The households outside of an existing cable network often have the least chance of finding any other broadband solution since the lousy FCC maps often identify them as having great broadband options when they have none. But I have a lot of problems with this particular bill as the way to reach such homes:

- The bill doesn't define what it means for a household to not have available broadband. For example, there are very few homes in Minnesota that are not in the range of a WISP.
- The amount of possible compensation, at \$25,000 per home is far too high. As Ann Treacy of the Blandin Foundation points out, the average state broadband grant in previous years has averaged \$2,225 per household. Even the new federal grant programs that will provide up to 75% of the cost to build to remote locations will likely be providing less than \$10,000 per customer in the highest cost places and far less in many others. The \$25,000 cap sounds like a land grab by ISPs to snag \$25,000 in funding while spending a few thousand to bring broadband. This is a waste of state money, and ISPs should only be reimbursed for some portion of what they spend.
- I think I'm most bothered because this could be a way to fund cable company expansion in places they should have expanded with their own money. Many cable companies have ignored pleas from residents living outside of towns, even when the areas in question have a high enough housing density to meet the cable company's supposed construction metrics. This bill should have a density test and should not be using grant money to reach households in areas that don't need grants. Perhaps there also ought to be some kind of distance test, with this money unavailable near to towns.
- The awards are to be made by a reverse auction, by individual address. I know that realistically that only the big companies will wade through the needed paperwork to chase funding in this complicated way. This is essentially a separate auction, by customer. ISPs with the staff to wade through the process can grab the full \$25,000 per potential customer.
- Households kick off the auction by signing up on a state portal. This bill creates a big burden on a state broadband office to verify that each address doesn't already have a broadband option – and also that somebody else isn't already scheduled to build in the area.
- Two-thirds of the bill addresses easements, which seem completely unneeded. Homes and businesses must actively join the list of eligible households – and it seems highly unlikely that a home is going to ask to get better broadband and then refuse to agree to an ISP going onto the property. This seems more like a backdoor way for the cable companies to get into MDUs or housing developments that want to charge for easements.

This bill is not the right way to deal with that access issue, and unsurprisingly, this bill is written 100% in favor of the ISPs.

- This potentially could create a huge funding obligation for the state. Every home with broadband could enter the portal, and that would mean the end to normal state broadband grant programs – it means the state will have agreed to fund broadband to everywhere that needs it at \$25,000 a pop – if the state passes this it better be ready to write some possibly huge checks. And that's probably the second most troublesome issue with this idea. While described as a line extension bill, every home in the state without good broadband could join the portal. If this is really a line extension bill, then why not only make it eligible within some set distance from existing broadband networks?
- I've read the bill several times, and it looks like it excludes electric cooperatives from participation – but legalese is sometimes hard to understand, so I'm not certain.

Again, I'm not against the idea of funding line extensions. But this bill was clearly written by the big ISPs who are going to use it to make a profit while expanding networks. The reverse auction is too slanted towards big ISP, too burdensome for the state, and could fund areas that don't really deserve grant funding. Minnesota already has a grant program that can fund these same areas, and there is a huge pile of federal money coming to the state later this year. I'd say the big ISPs have done an end-around the normal grant process with this legislation so that they don't have to play in the sandbox with everybody else. Unfortunately, the latest I hear, the legislation is moving forward.

# Could the FCC Make Video Streamers Pay Into the Universal Service Fund?

By John Eggerton published 14 days ago

The FCC is starting to get input on its examination of the future of the Universal Service Fund. That input includes whether to make ISPs pay into the fund, as telecoms currently do, given that the baseline advanced communications service that USF is paying for is increasingly broadband rather than the phone service the program was designed for.

Also on the table is whether to make streaming services pay into the subsidy given that they are riding that broadband service into homes.

As edge providers have moved more into Washington's regulatory sites, there have been various efforts to bring over-the-top video into the FCC's ambit, including pushes to define over-the-top video providers as MVPDs and subject them to program access and carriage requirements, as the FCC once proposed under then FCC chairman Tom Wheeler, and to put them under the FCC's must-carry regime as well.

ISPs have also argued that the Netflix's of the world were pushing for middle-mile net neutrality to avoid paying for the upgrades needed to handle the increased traffic load their OTT services generate.

USF comments are due this week after stakeholders got an extension of the original January 31 deadline.

The FCC sought comment specifically on the impact of the Infrastructure Investment and Jobs Act's \$65 billion investment in broadband on the Universal Service Fund advanced communications subsidy program.

That was the focus of the filing this week by the Communications Coalition of Kansas, which told the FCC that broadband networks will need money to upgrade because of the explosive increase in data on rural networks, driven primarily by video streaming services.

The group said that Big Streamers -- the video distribution version of the current Washington epithet "Big Tech"-- made trillions of dollars while contributing "extraordinarily little" to support rural middle-mile and last-mile networks. Meanwhile, it said, rural ISPs invest millions in their networks per year, a dynamic the group said was "increasingly untenable."

The coalition stopped short of outright calling for streamers to pay into USF, but only by a whisker. "[W]e request that the FCC examine ALL the costs associated with providing broadband services and do whatever it can to end the free ride enjoyed by Big Tech and Big Streamers."

In its filing, the Ad Hoc Telecom Users Committee, comprising INCOMPAS (whose members include computer and web companies), NTCA – The Rural Broadband Association, Public Knowledge, the Schools, Health & Libraries Broadband (SHLB) Coalition, and the Voice on the Net Coalition, focused on ISPs, not streamers.

The coalition told the FCC it was time to "expand the services that pay into the USF to include broadband internet access services (BIAS) ... [i]ncluding BIAS revenues in the contribution base is smart and equitable public policy that the FCC can implement quickly."

FCC Commissioner Brendan Carr made it clear where he still stood on the issue, which is been squarely behind making Big Tech pony up.

"Yes, the FCC should require Big Tech to start contributing a fair share," he tweeted in response to this story. "Consumers pay their own Internet bills PLUS an additional amount into a federal program that funds efforts to bridge the digital divide," he said. "Big Tech benefits from that program and should start contributing."■

# Broadband competition is coming whether it's called 'socialism' or not: Editor's Corner

Linda Hardesty

Jan 19, 2022 03:49pm

A Wells Fargo note to investors this week said fiber-to-the-home (FTTH) will hit terminal velocity during 2022, driven by incumbents. (Getty Images)

Analysts are predicting that 2022 will be a banner year for fiber rollouts in the United States. And at least one Washington, D.C. think tank seems pretty concerned about the prospect of new entrants threatening the status quo of incumbent broadband providers.

The demand for fiber really began to spike in 2020 when the pandemic was in full force and Americans were ordered to shelter in place. Overnight, everyone suddenly had to work and learn from home, which meant huge reliance on home broadband connections. The situation highlighted all the weak points in the U.S. broadband ecosystem.

These weak points are, ironically, laid out by Robert Atkinson, president of the think tank the Information Technology & Innovation Foundation (ITIF). Atkinson defends the current broadband incumbents, and in a [blog post](#) attempts to shoot down every complaint about the current system, which include:

- Speeds are too slow
- Rural coverage is too limited
- Urban coverage suffers from digital redlining
- Corporate ISPs don't protect users' privacy
- Big broadband wants non-neutral pipes
- Prices are too high
- Profits are too high

Atkinson says "populists" and "socialists" are driving the changes in the current competitive landscape for broadband. He theorizes that the "ultimate end game" of these people is to have government-owned networks.

But perhaps it's really just a case of the free market at work. I think the vast majority of Americans are pretty stoked about the prospect of faster broadband speeds, more ubiquitous coverage and more competitors to choose from.

RELATED: [Fiber ecosystem gets stoked about the infrastructure bill](#)

The Infrastructure Investment and Jobs Act earmarks \$65 billion for broadband. And the National Telecommunications and Information Administration (NTIA) will be overseeing the distribution of these funds to each of the 50 states as well as territories and the District of

Columbia. These states and territories will have a level of discretion to award the funds in their locales.

Some incumbents may try to fight this historic opportunity to modernize the nation's broadband infrastructure because they don't want new competition from municipal broadband providers and other small entrants. But most incumbents will likely expand their own fiber networks, potentially tapping federal funds themselves.

### More fiber is coming

A Wells Fargo note to investors this week said fiber-to-the-home (FTTH) will hit terminal velocity during 2022, driven by incumbents, including AT&T, Verizon, Lumen, Frontier, Consolidated Communications, Windstream, Ziply and others.

The analysts predict telcos will add 8 million new FTTH passings in 2022 versus about 5 million in 2021. And passings will accelerate even faster in 2023 to about 10 million.

"We think fiber subs grow >15% in 2022," wrote the Wells Fargo analysts. "Fiber-to-the-home construction is to grow >50% year over year as the telcos accelerate overbuilding of legacy plant."

### Exhibit 16 - FTTH Build Summary Plans

	FTTH Passings YE2020	2021 Build	FTTH Passings YE2021	2022 Build	FTTH Passings YE2022	Total Plan
<b>T</b>	14.0MM	2.5MM	16.5MM	3.0MM	19.5MM	30.0MM
<b>VZ</b>	16.1MM	0.4MM	16.5MM	0.5MM	17.0MM	20.0MM
<b>LUMN</b>	2.4MM	0.4MM	2.8MM	1.0MM	3.8MM	12.0MM
<b>FYBR</b>	3.3MM	0.7MM	4.0MM	1.0MM	5.0MM	10.0MM
<b>CNSL</b>	NM	0.3MM	0.3MM	0.4MM	0.7MM	1.6MM
<b>Total</b>	<b>35.8MM</b>	<b>4.3MM</b>	<b>40.1MM</b>	<b>5.9MM</b>	<b>46.0MM</b>	<b>73.6MM</b>

Source: Company reports and Wells Fargo Securities, LLC estimates

While telcos often use the word "overbuilding" in a derogatory fashion when talking about new competitors, apparently it's okay for them to "overbuild" their own decrepit DSL networks.

"We suspect the first stage of FTTH builds will focus slightly more on denser metro areas, which can be upgraded more quickly and cost-efficiently (in many cases with aerial fiber)," wrote the Wells Fargo analysts. "These will also largely be overbuilds of existing network, which helps mitigate elongated zoning and permitting timelines."

### Other types of broadband competition

A 2022 Telecom Industry Outlook report from Deloitte published this week noted that federal broadband grant programs have traditionally favored wired solutions, but states are increasingly technology-agnostic in awarding grants as long as a service can meet minimum performance thresholds. This trend opens the field to new players, including entrepreneurial fixed wireless access (FWA) and low-earth-orbit satellite internet service providers.

“Many telecom organizations may not be fully equipped to shift to a more decentralized state-managed and potentially more competitive award program,” states the Deloitte report. “As a result, there will be a need to develop more nuanced methods to keep abreast of many local funding mechanisms and grant programs.”

Circling back, ITIF's Atkinson suggests that the sea-change in the broadband environment is being driven by populists who hate big companies and want government-owned networks.

I completely disagree.

I think this historic moment is being driven by a people's outcry for better broadband. And federal funds will benefit incumbents as much, or more, than new players. The result will be a more competitive, disperse broadband landscape. This is the polar opposite of socialism where systems are managed centrally.

# The New Speed Battle

I've been thinking about the implications of having a new definition of broadband at 100/20 Mbps. That's the threshold that has been set in several giant federal grants that allow grant funding to areas that have broadband slower than 100/20 Mbps. This is also the number that has been bandied about the industry as the likely new definition of broadband when the FCC seats a fifth Commissioner.

The best thing about a higher definition of broadband is that it finally puts the DSL controversy to bed. A definition of broadband of 100/20 Mbps clearly says that DSL is no longer considered to be broadband. A 100/20 Mbps definition of broadband means we can completely ignore whatever nonsense the big telcos report to the FCC mapping process.

Unfortunately, by killing the DSL controversy we start a whole new set of speed battles with cable companies and WISPs that will be similar to the controversy we've had for years with DSL. Telcos have claimed 25/3 Mbps broadband coverage over huge parts of rural America in an attempt to deflect broadband grants. In reality, there is almost no such thing as a rural customer who can get 25/3 Mbps DSL unless they sit next to a DSLAM. But the telcos have been taking advantage of the theoretical capacity of DSL, and the lax rules in the FCC mapping process allowed them to claim broadband speeds that don't exist. I hate to admit it, but overstating DSL speeds has been a spectacularly successful strategy for the big telcos.

We're going to see the same thing all over again, but the new players will be cable companies and WISPs. The controversy this time will be more interesting because both technologies theoretically can deliver speeds greater than 100/20 Mbps. But like with DSL, the market reality is that there are a whole lot of places where cable companies and WISPs are not delivering 100/20 Mbps speeds and would not be considered as broadband with a 100/20 Mbps yardstick. You can take it to the bank that cable companies and WISPs will claim 100/20 Mbps capability if it helps to block other competitors or if it helps them win grants.

The issue for cable companies is the upload speed. One only has to look at the mountains of speed tests gathered around the country to see that cable upload speeds are rarely even close to 20 Mbps. We've helped cities collect speed tests where maybe 5% of customers are reporting speeds over 20 Mbps, while the vast majority of cable upload speeds are measured at between 10 Mbps and 15 Mbps. Usually, the only cable customers with upload speeds over 20 Mbps are ones who have ponied up to buy an expensive 400 Mbps or faster download product – and even many of them don't see upload speeds over 20 Mbps.

This begs the question of what a definition of broadband means. If 95% of the customers in a market can't achieve the defined upload speeds, is a cable company delivering broadband under a 100/20 Mbps definition? We know how the telcos answered this question in the past with DSL, and it's not hard to guess how the cable companies are going to answer it.

It's not a coincidence that this new controversy has materialized. The first draft of several of the big grant programs included a definition of broadband of 100/100 Mbps – a speed that would



have shut the door on cable companies. But cable company lobbying began immediately, and the final rules from Congress included the slimmed-down 100/20 Mbps broadband definition.

WISPs have a more interesting challenge because the vast majority of existing WISP connections are nowhere close to meeting either the upload or download speed of 100/20 Mbps. But fixed wireless technology is capable of meeting those speeds. A WISP deploying a new state-of-the-art system can achieve those speeds today for some reasonable number of miles from a tower in an area with good lines of sight. But most existing WISPs are deploying older technology that can't come close to a 100/20 Mbps test. Even WISPs with new technology will often serve customers who are too far from a tower to get the full speeds. Just like with cable companies, the 100/20 Mbps definition of broadband will allow WISPs to stay in the game to pursue grants even when customers are not receiving the 100/20 Mbps speeds. So brace yourself, because the fights over speeds are far from over.